


Australian states and territories suicide data 2019

(ABS, 2020)

Released, 23 October 2020



Notes about this summary: Victorian data

- Care needs to be taken when interpreting data derived from Victorian coroner-referred deaths including suicide (Victorian and national mortality datasets).
- In the first quarter of 2020, the ABS and the Victorian Registry of Births, Deaths and Marriages (RBDM) undertook a joint investigation aimed at identifying death registrations that had not been submitted to the ABS as part of usual processing procedures.
- This investigation identified 2,812 deaths that had been registered in 2017, 2018 and 2019, but had not previously been provided to the ABS. These deaths were not reported because of an issue associated with the Registry's previous processing system which was replaced in early 2019.
- The ABS has made a permanent time series adjustment to statistics for suicide deaths. The additional death registrations for 2017 and 2018 have been placed back in their respective registration years.
- This time series change is associated with an administrative processing issue rather than a true change in the prevalence of suicide deaths.



Australian Capital Territory suicide data 2019

(ABS, 2020)

Number of deaths

Australian Capital Territory in 2019

- 53 people died by suicide in the Australian Capital Territory (41 male, 12 female), which is an increase on the 47 recorded in 2018.
- The Australian Capital Territory was the second lowest state/territory after the Northern Territory.
- The number of suicide deaths was highest in New South Wales (937), followed by Queensland (784), and Victoria (717).

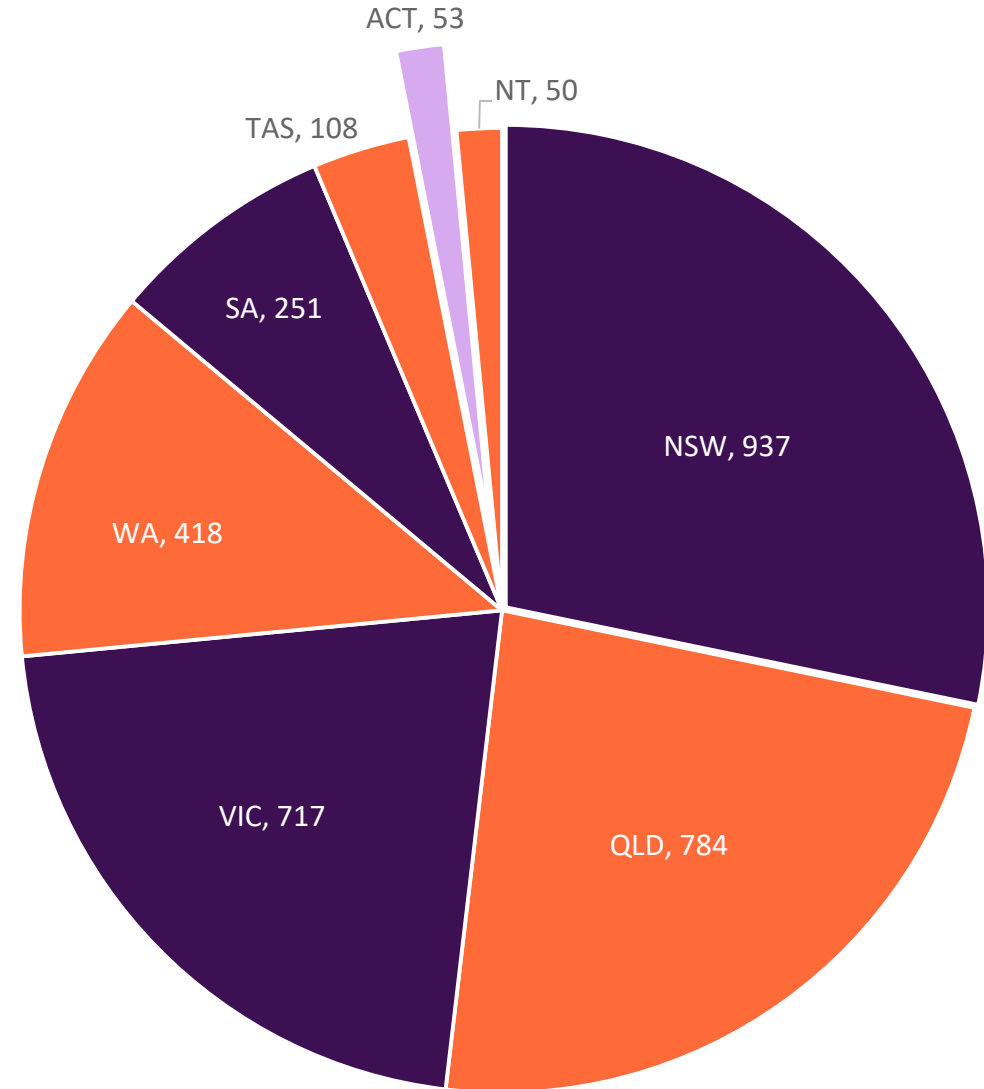


Figure 1: Number of suicide deaths by Australian state and territory.

**Please see explanation for impact on Victorian and national mortality data.*



Age-standardised suicide rate

Australian Capital Territory in 2019

- The Australian Capital Territory recorded the third lowest age-standardised suicide rate (**12.4 per 100,000**).
- The age-standardised suicide rate was lower than the national age-standardised suicide rate (**12.9 per 100,000**).
- The age-standardised suicide rate for males (**19.6 per 100,000**) was higher than observed in 2018 (18.3 per 100,000).
- The age-standardised suicide rate for females is not available for publication as numbers are low.

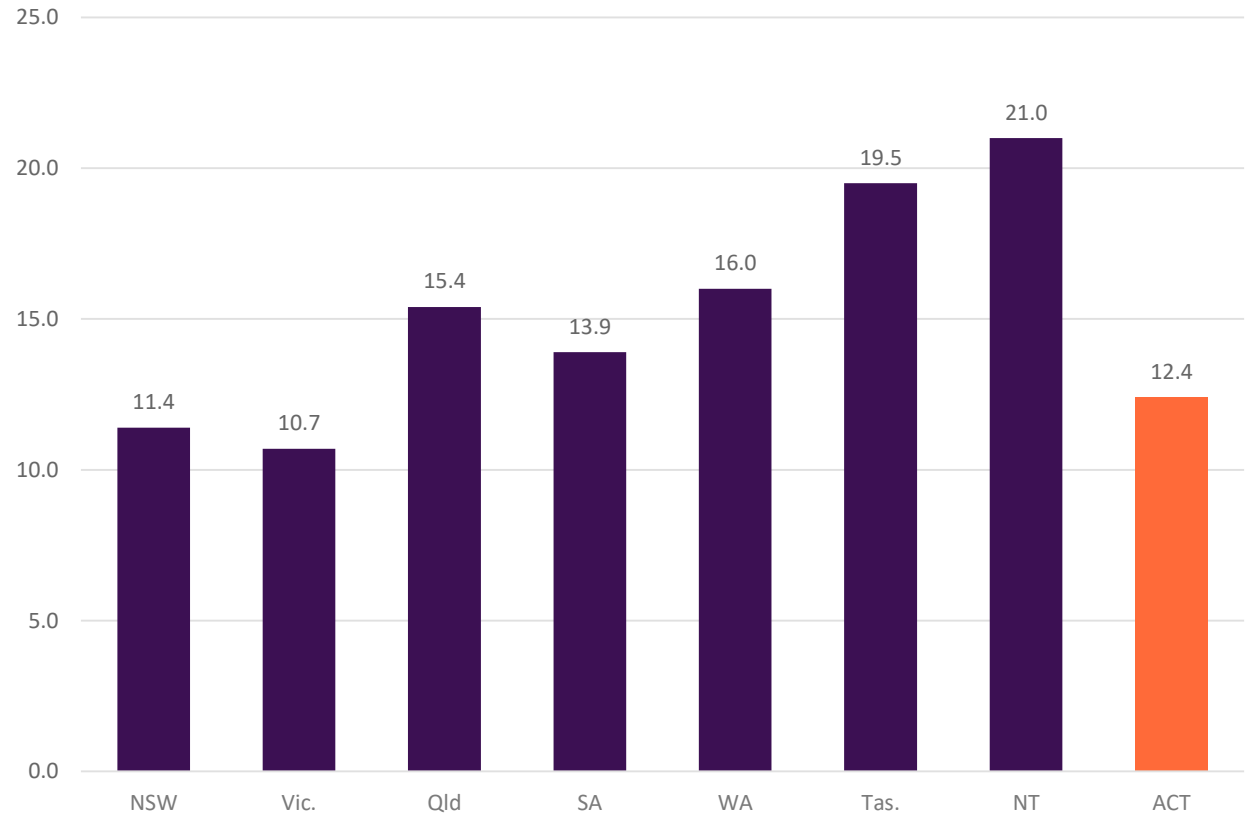


Figure 2: Age-standardised suicide rates for each Australian state and territory.

*Please see explanation for impact on Victorian and national mortality data.



Age-standardised suicide rate

Australian Capital Territory in 2019

- The Australian Capital Territory saw an increase in the age-standardised rate (12.4 per 100, 000) compared to 2018 (11.0 per 100,000).

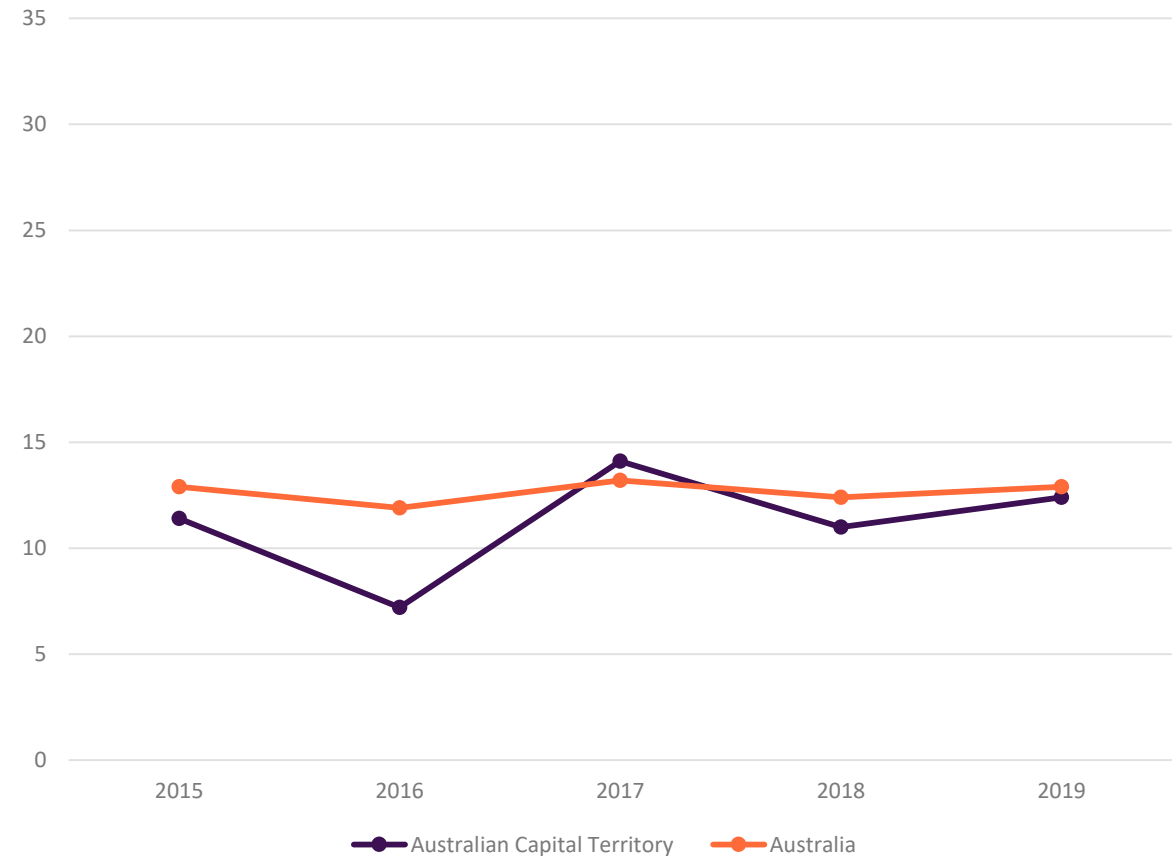


Figure 3: Age-standardised suicide rate by place of usual residence



New South Wales suicide data 2019

(ABS 2020)

Number of deaths

New South Wales in 2019

- 937 people died by suicide in New South Wales (716 male, 221 female), which is an increase on the 899 recorded in 2018.
- The number of suicide deaths was highest in New South Wales (937), followed by Queensland (784), and Victoria (717).

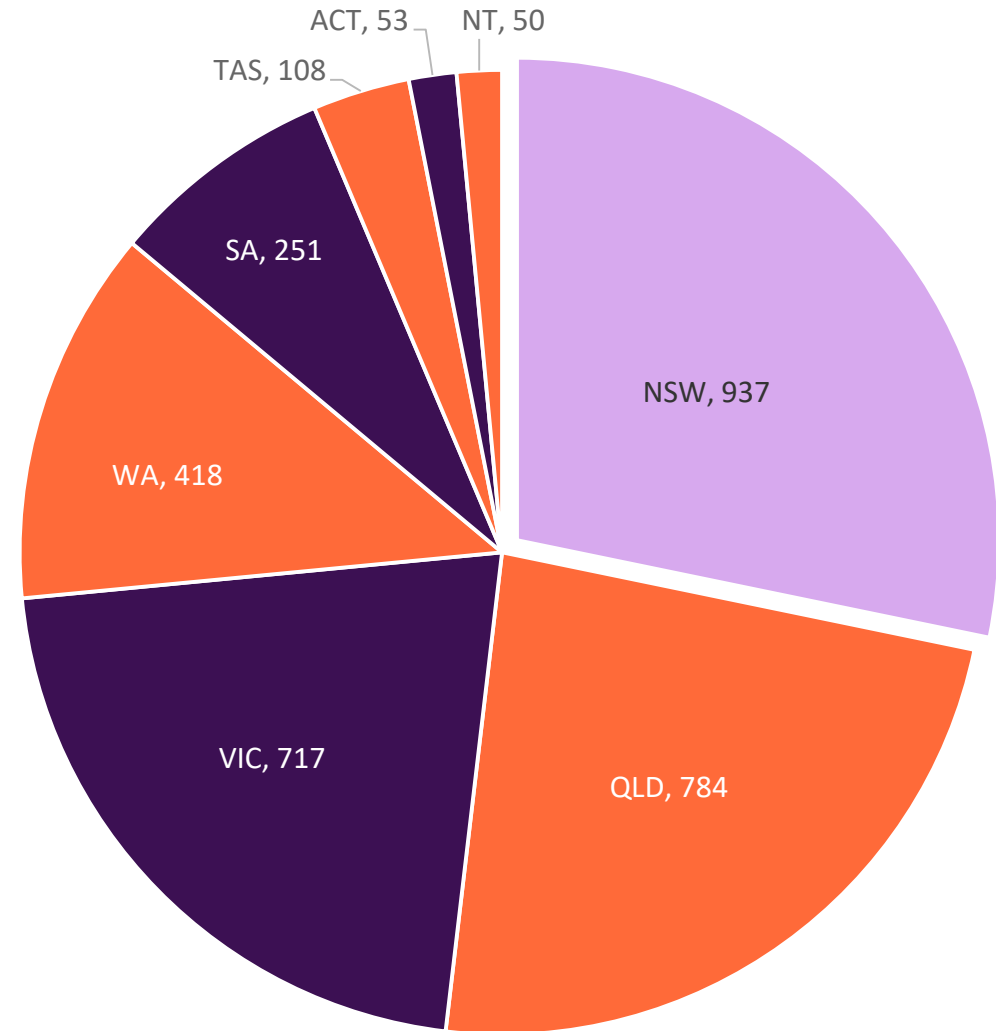


Figure 1 : Number of suicide deaths by Australian state and territory.

*Please see explanation for impact on Victorian and national mortality data.



Age-standardised suicide rate

New South Wales in 2019

- New South Wales recorded the second lowest age-standardised suicide rate (**11.4 per 100,000**).
- The age-standardised suicide rate was lower than the national age-standardised suicide rate (**12.9 per 100,000**).
- The age-standardised suicide rate for males (**17.7 per 100,000**) was higher than observed in 2018 (17.1 per 100,000).
- The age-standardised suicide rate for females (**5.3 per 100,000**) was higher than observed in 2018 (5.2 per 100,000).

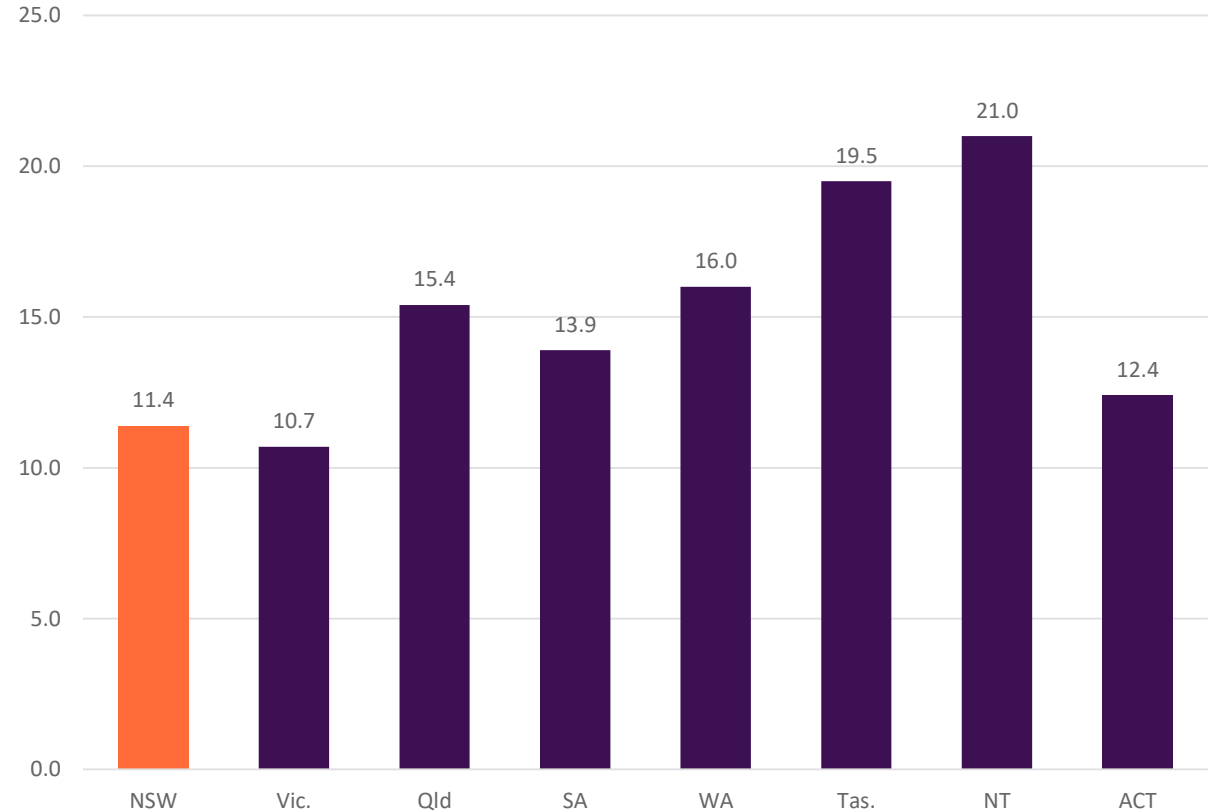


Figure 2: Age-standardised suicide rates for each Australian state and territory.

**Please see explanation for impact on Victorian and national mortality data.*



Age-standardised suicide rate

New South Wales in 2019

- The New South Wales suicide rate was higher in areas outside of Greater Sydney.
- A similar trend was observed across most states and territories.
- Greater Sydney had a decrease in the age-standardised rate (8.4 per 100,000) compared to 2018 (9.2 per 100,000).
- The rest of NSW saw an increase in the age-standardised rate (17.6 per 100,000) from 2018 (15.1 per 100,000).

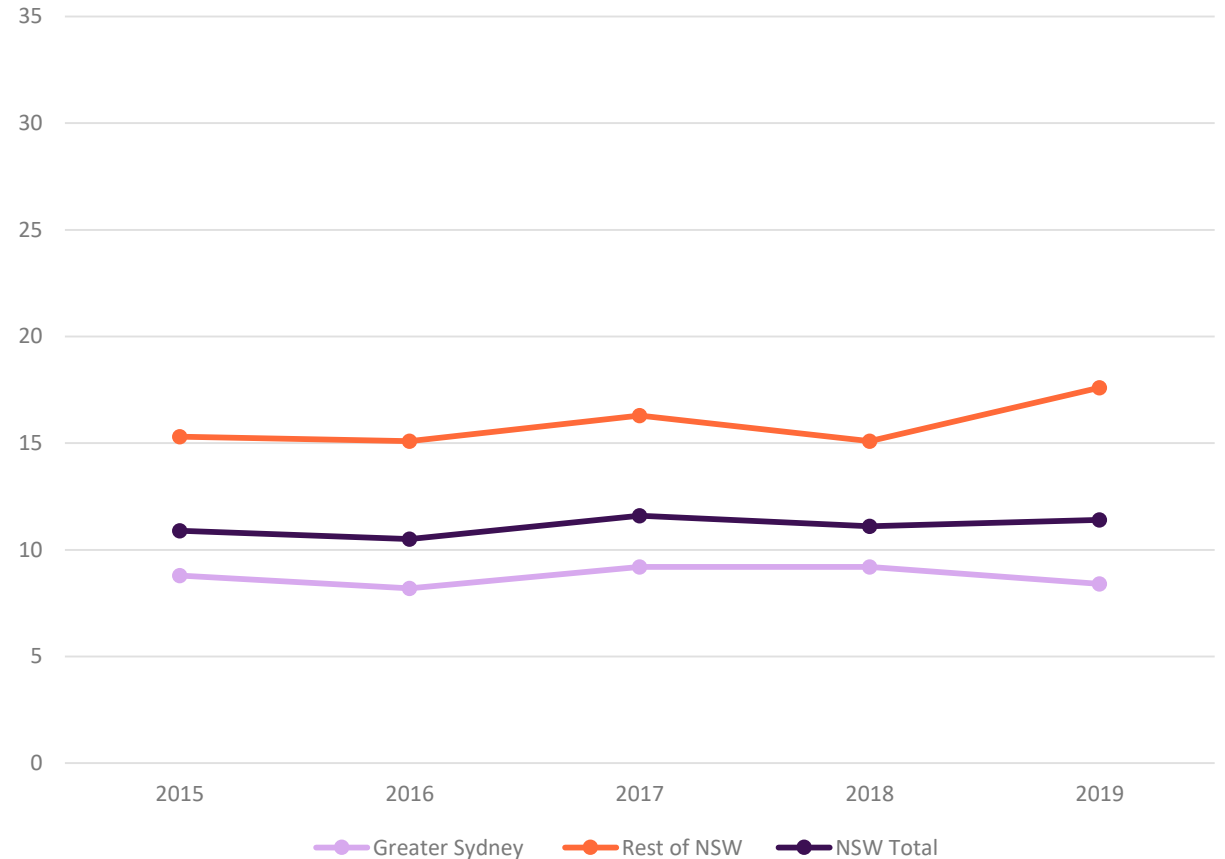


Figure 3: Age-standardised suicide rate by place of usual residence



Northern Territory suicide data 2019 (ABS 2020)

Number of deaths

Northern Territory in 2019

- 50 people died by suicide in the Northern Territory (34 male, 16 female), which is an increase on the 47 recorded in 2018.
- Northern Territory had the lowest number of suicides of all states and territories.
- The number of suicide deaths was highest in New South Wales (937), followed by Queensland (784), and Victoria (717).

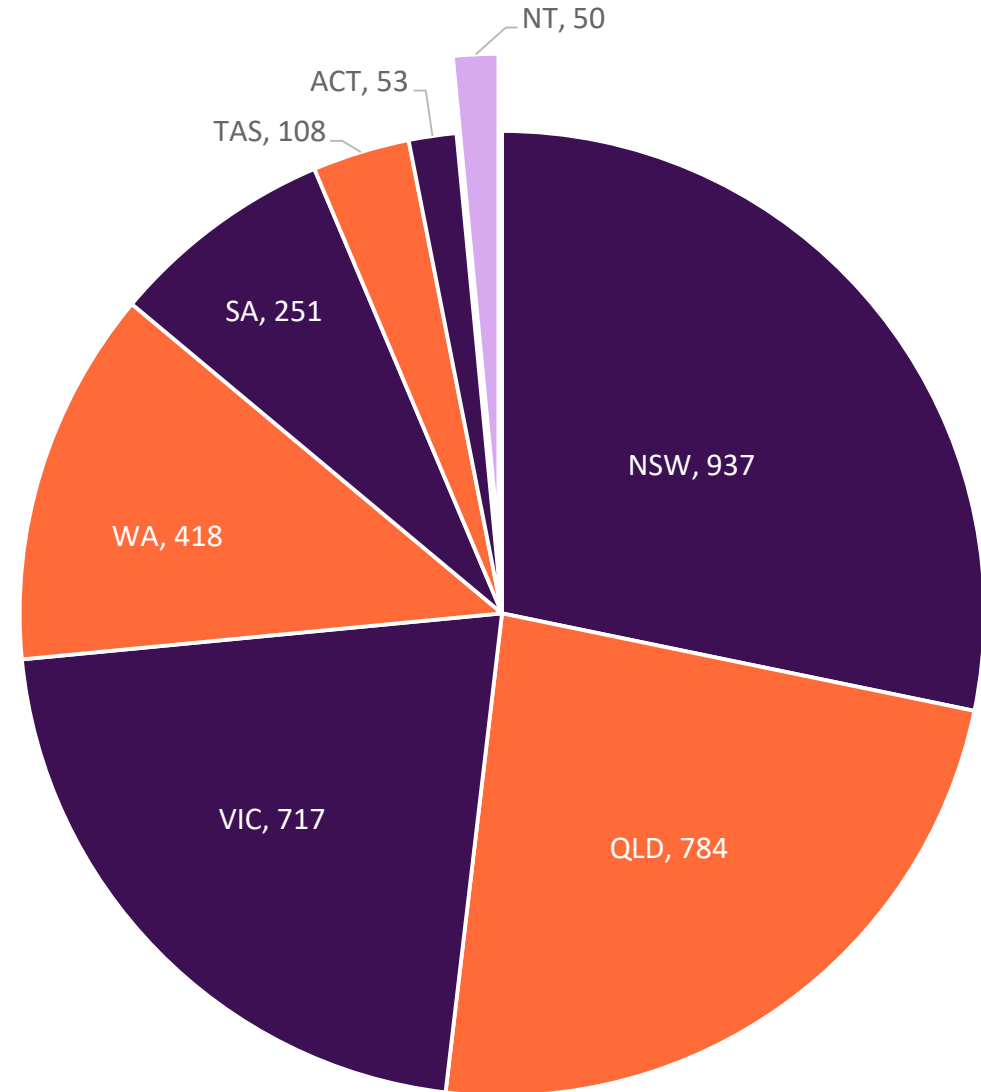


Figure 1: Number of suicide deaths by Australian state and territory.

*Please see explanation for impact on Victorian and national mortality data.



Age-standardised suicide rate

Northern Territory in 2019

- Despite the lowest number, Northern Territory recorded the highest age-standardised suicide rate (**21.0 per 100,000**).
- The age-standardised suicide rate was higher than the national age-standardised suicide rate (**12.9 per 100,000**).
- The age-standardised suicide rate for males (**28.3 per 100,000**) was a decrease from the rate in 2018 (31.3 per 100,000).
- The age-standardised suicide rate for females is not available for publication.

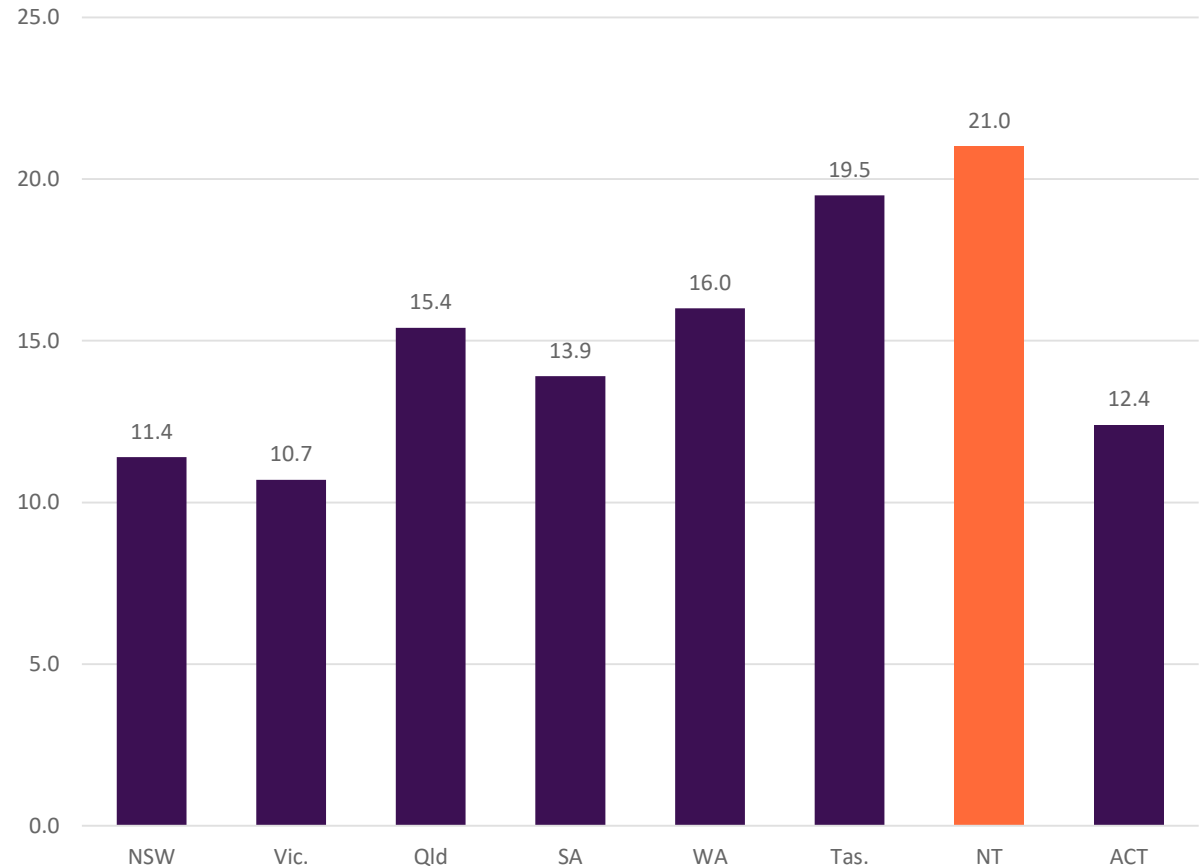


Figure 2: Age-standardised suicide rates for each Australian state and territory.



Age-standardised suicide rate

Northern Territory in 2019

- The suicide rate in Greater Darwin was lower than that observed in the rest of the Northern Territory.
- A similar trend was observed across most states and territories.
- Greater Darwin had a decrease in the age-standardised rate (**12.8 per 100, 000**) compared to 2018 (14.2 per 100,000).
- The rest of NT saw an increase (**31.0 per 100,000**) when compared to the most recently available rate in 2018 (27.2 per 100,000).

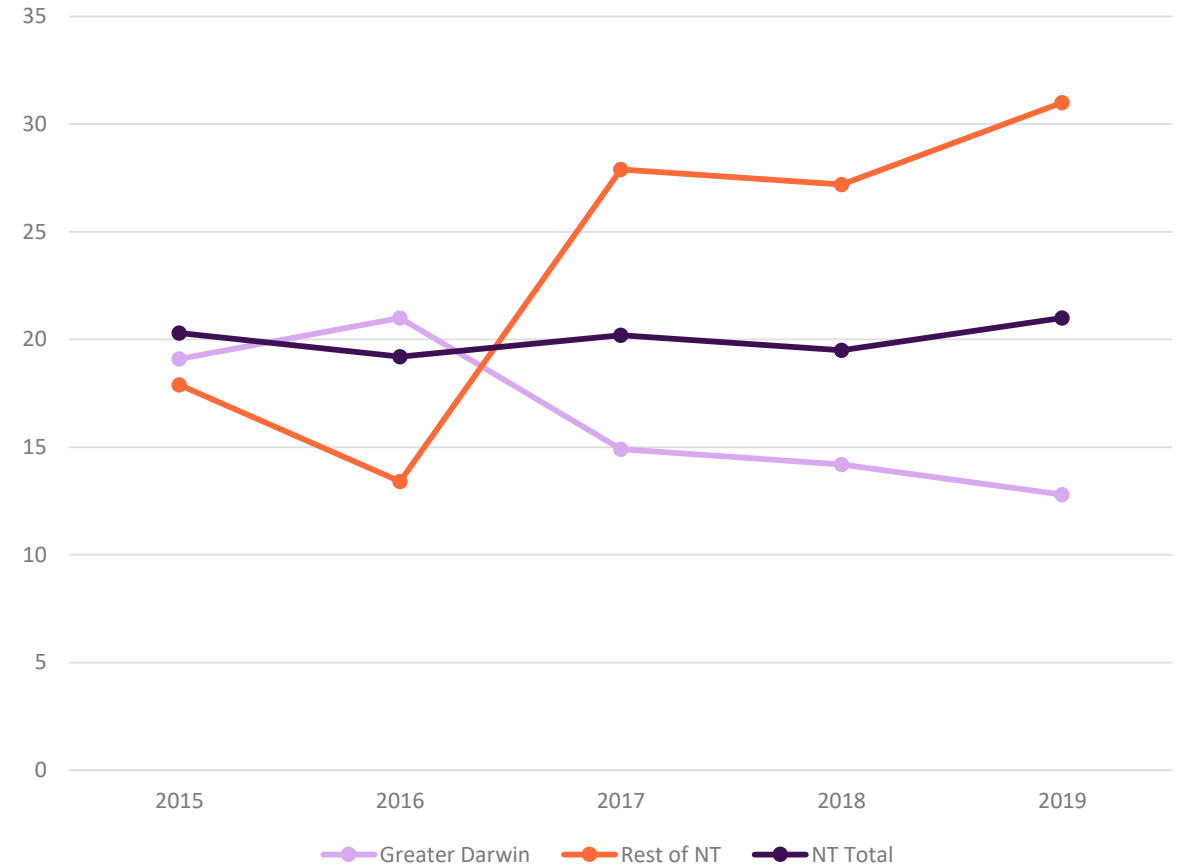


Figure 3: Age-standardised suicide rate by place of usual residence



Queensland suicide data 2019

(ABS 2020)

Number of deaths

Queensland in 2019

- 784 people died by suicide in Queensland (591 male, 193 female), which is a decrease on the 786 recorded in 2018.
- The number of suicide deaths was highest in New South Wales (937), followed by Queensland (784), and Victoria (717).
- Queensland was the only state to experience a decrease in number of deaths from 2018.

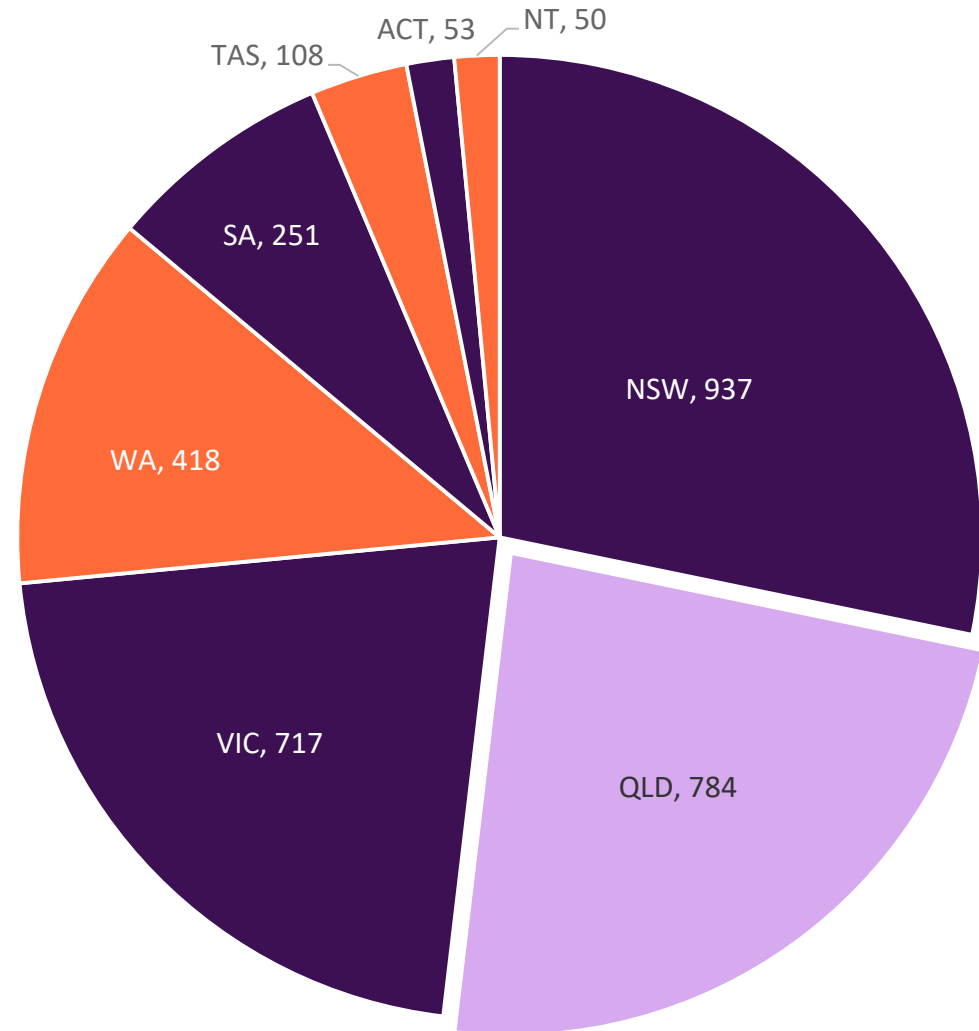


Figure 1: Number of suicide deaths by Australian state and territory.

*Please see explanation for impact on Victorian and national mortality data.



Age-standardised suicide rate

Queensland in 2019

- Queensland recorded the fourth highest age-standardised suicide rate (**15.4 per 100,000**)
- The age-standardised suicide rate was higher than the national age-standardised suicide rate (**12.9 per 100,000**).
- The age-standardised suicide rate for males (**23.8 per 100,000**) was lower than the rate observed in 2018 (25.3 per 100,000).
- The age-standardised suicide rate for females (**7.4 per 100,000**) was higher than the rate observed in 2018 (6.6 per 100,000).

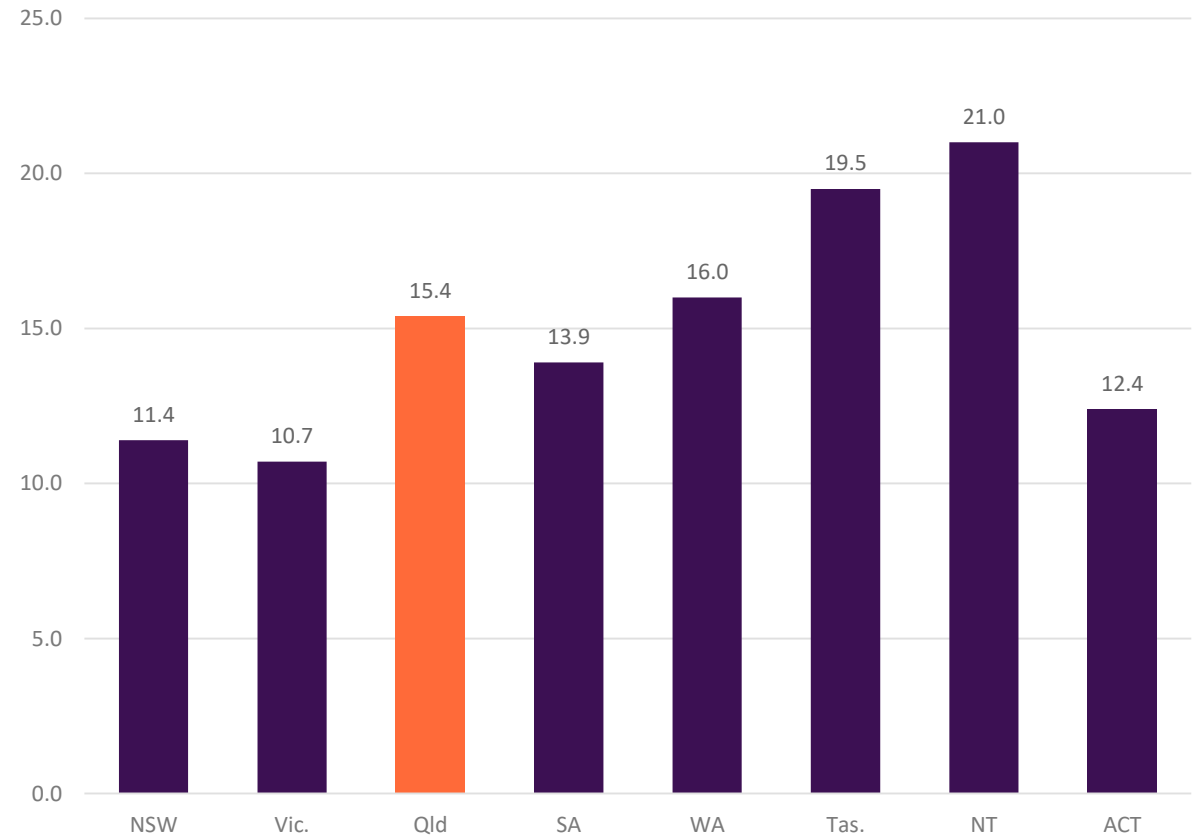


Figure 2: Age-standardised suicide rates for each Australian state and territory.

**Please see explanation for impact on Victorian and national mortality data.*



Age-standardised suicide rate

Queensland in 2019

- Greater Brisbane had a lower suicide rate, when compared to the rest of Queensland.
- A similar trend was observed across most states and territories.
- Greater Brisbane had a slight increase in the age-standardised rate (**14.0 per 100, 000**) when compared to 2018 (13.8 per 100,000).
- The rest of Queensland saw a decrease in the age-standardised rate (**16.8 per 100,000**) from 2018 (17.6 per 100,000).

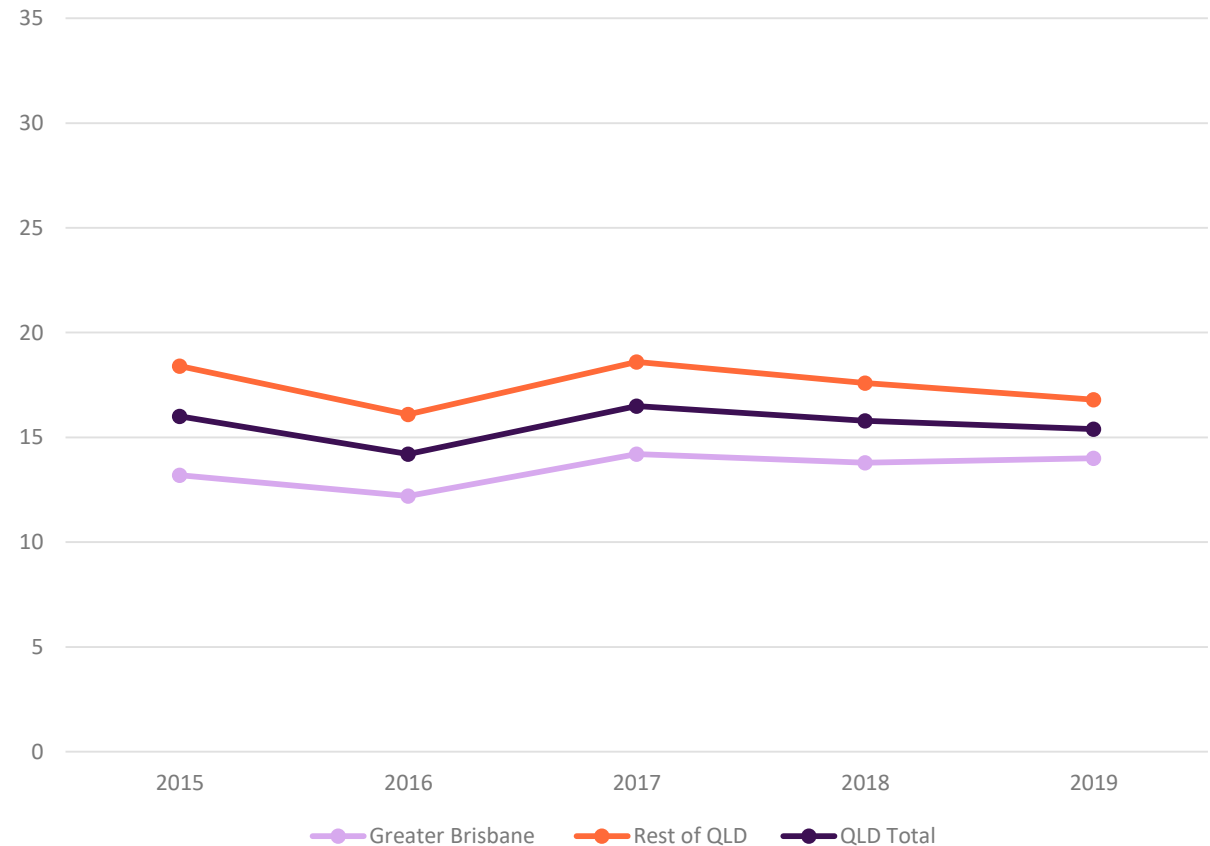


Figure 3: Age-standardised suicide rate by place of usual residence



South Australia suicide data 2019

(ABS 2020)

Number of deaths

South Australia in 2019

- 251 people died by suicide in South Australia (199 male, 52 female), which is an increase on the 212 recorded in 2018.
- The number of suicide deaths was highest in New South Wales (937), followed by Queensland (784), and Victoria (717).

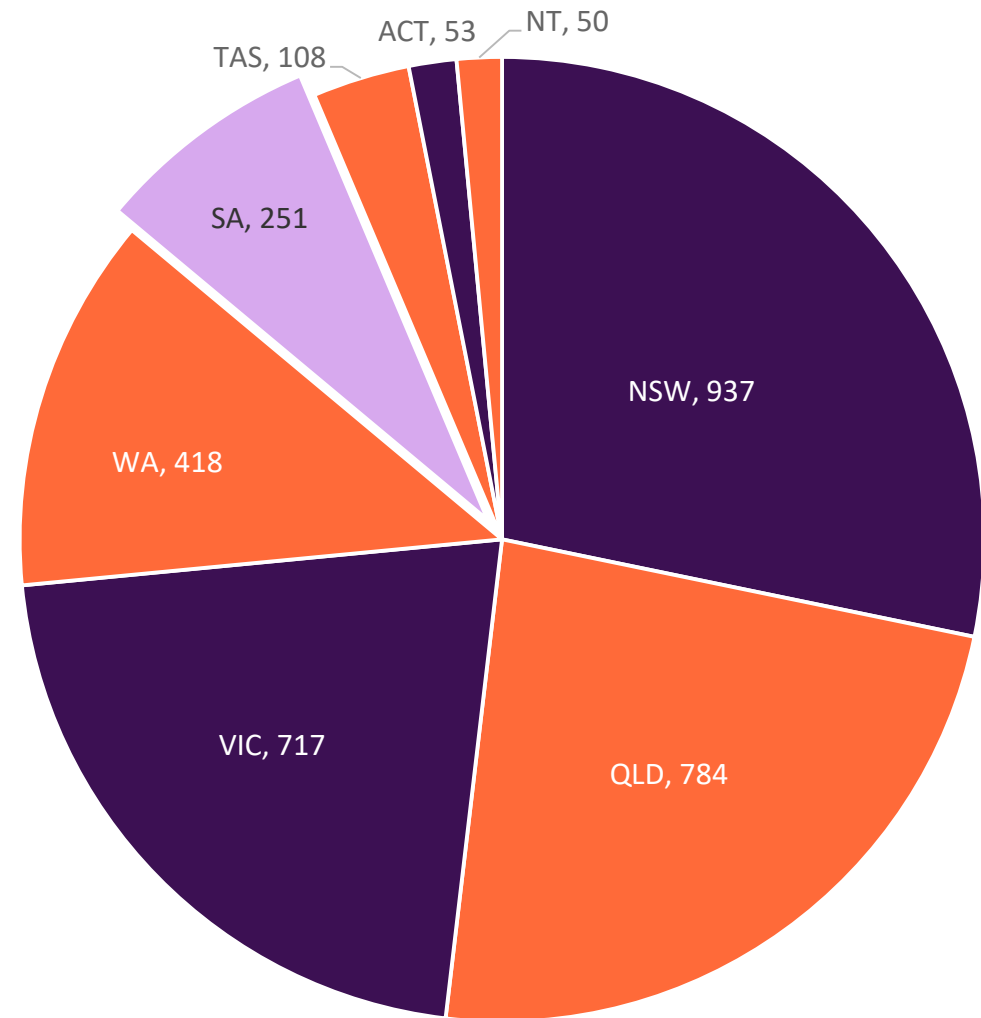


Figure 1: Number of suicide deaths by Australian state and territory.

**Please see explanation for impact on Victorian and national mortality data.*



Age-standardised suicide rate

South Australia in 2019

- South Australia recorded the fourth lowest age-standardised suicide rate (**13.9 per 100,000**).
- The age-standardised suicide rate was similar to the national age-standardised suicide rate (**12.9 per 100,000**).
- The age-standardised suicide rate for males (**22.5 per 100,000**) was higher than the rate observed in 2018 (17.9 per 100,000).
- The age-standardised suicide rate for females (**5.7 per 100,000**) was lower than the rate observed in 2018 (6.3 per 100,000).

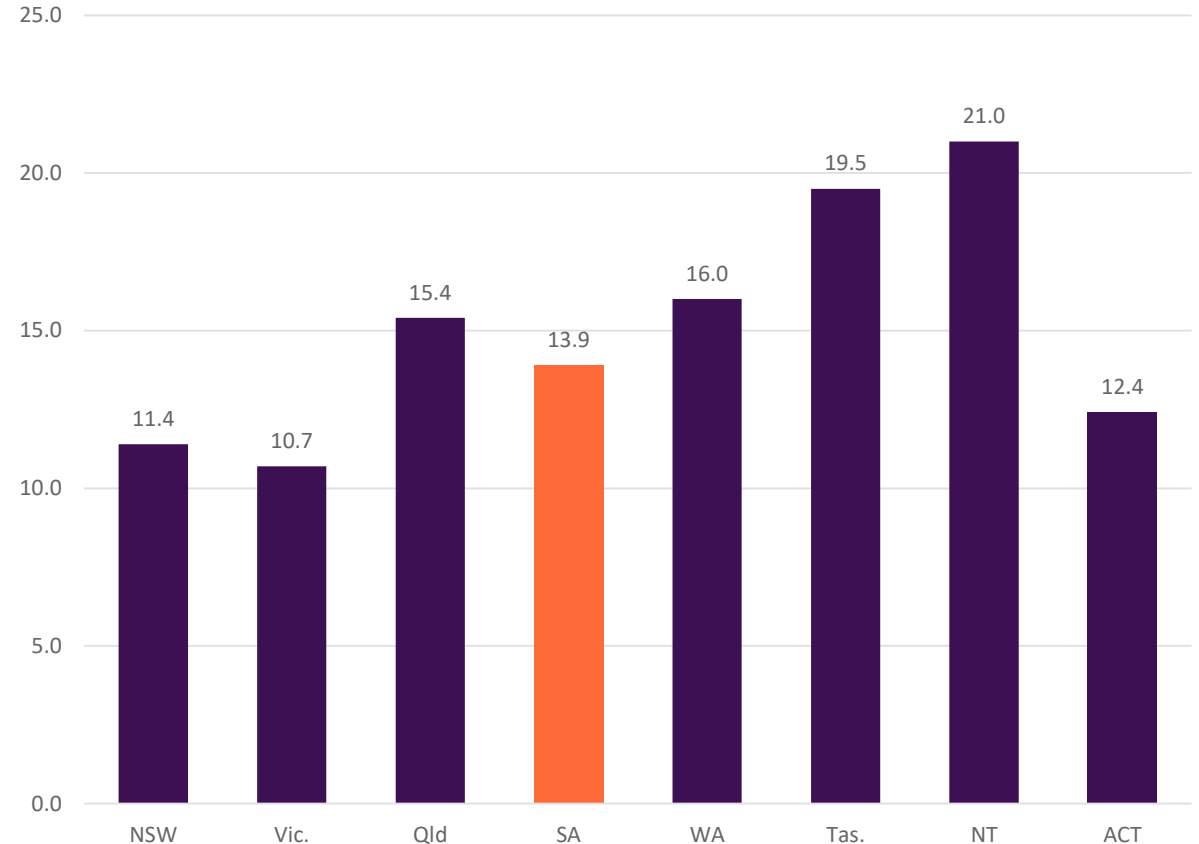


Figure 2: Age-standardised suicide rates for each Australian state and territory.



Age-standardised suicide rate

South Australia in 2019

- Greater Adelaide had a lower suicide rate, when compared to the rest of South Australia.
- A similar trend was observed across most states and territories.
- Greater Adelaide had an increase in the age-standardised rate (**12.8 per 100, 000**) when compared to 2018 (11.5 per 100,000).
- The rest of South Australia saw an increase in the age-standardised rate (**18.4 per 100,000**) from 2018 (13.4 per 100,000).

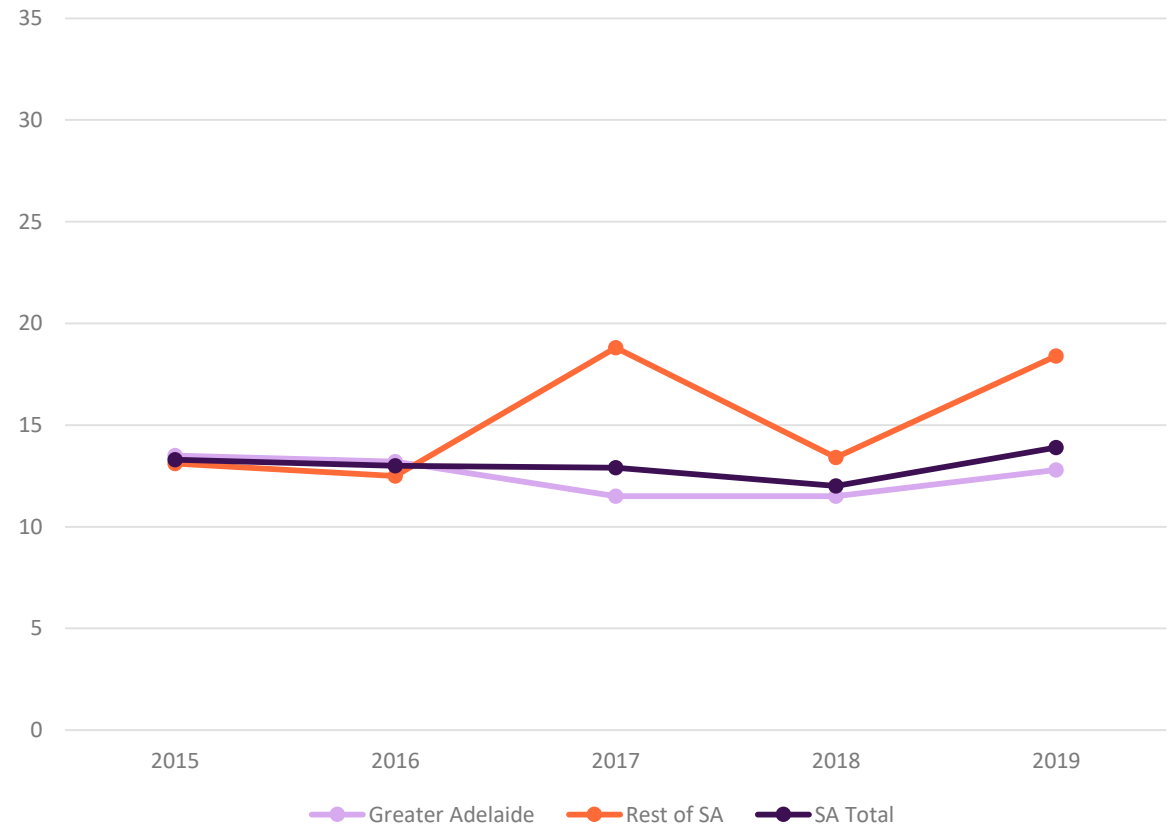


Figure 3: Age-standardised suicide rate by place of usual residence



Tasmania suicide data 2019 (ABS 2020)

Number of deaths

Tasmania in 2019

- 108 people died by suicide in Tasmania (70 male, 38 female), which is an increase on the 78 recorded in 2018.
- The number of suicide deaths was highest in New South Wales (937), followed by Queensland (784), and Victoria (717).
- Tasmania had the third lowest number, with Northern Territory (50) and Australian Capital Territory (53) lower.

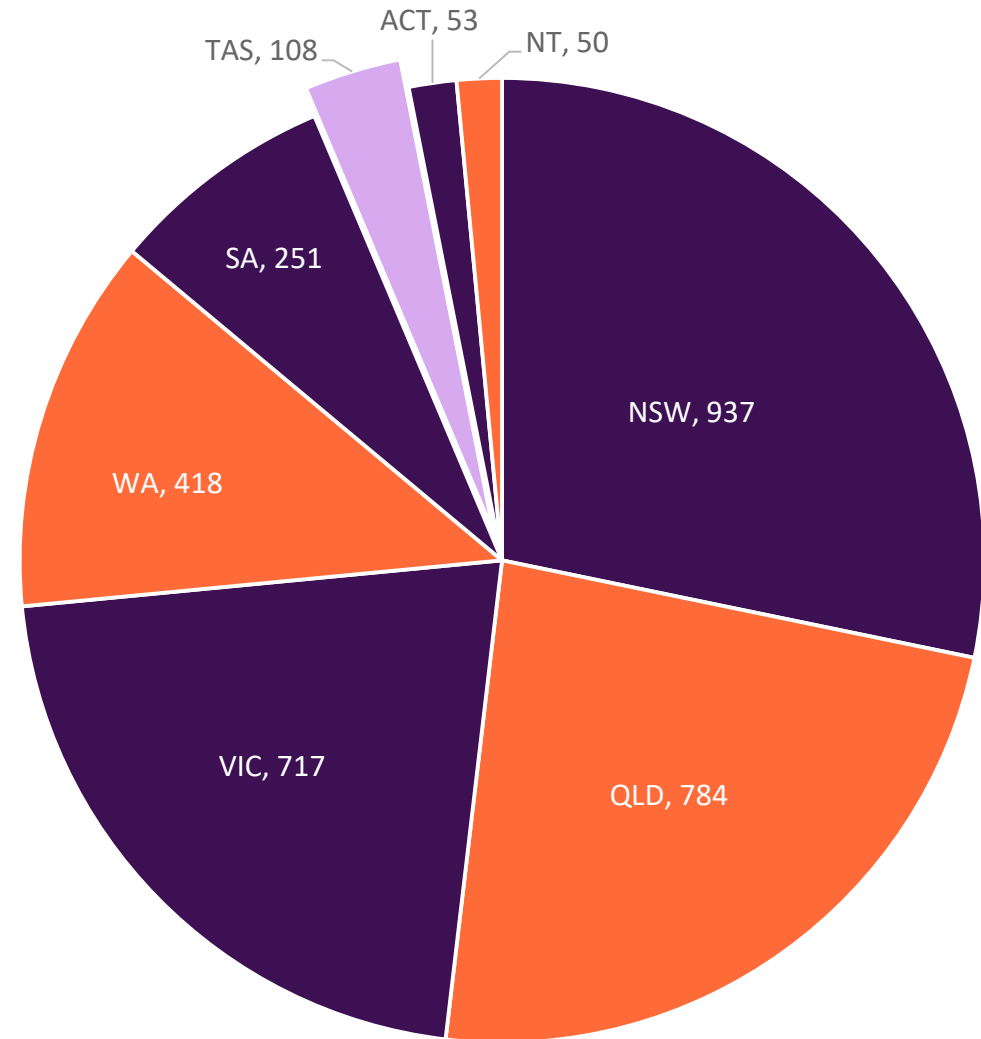


Figure 1: Number of suicide deaths by Australian state and territory.

*Please see explanation for impact on Victorian and national mortality data.



Age-standardised suicide rate

Tasmania in 2019

- Tasmania recorded the second highest age-standardised suicide rate (**19.5 per 100,000**).
- The age-standardised suicide rate was higher than the national age-standardised suicide rate (**12.9 per 100,000**).
- The age-standardised suicide rate for males (**26.4 per 100,000**) was higher than the rate observed in 2018 (23.2 per 100,000).
- The age-standardised suicide rate for females was **13.1 per 100,000**. Data was not available for publication in 2018.

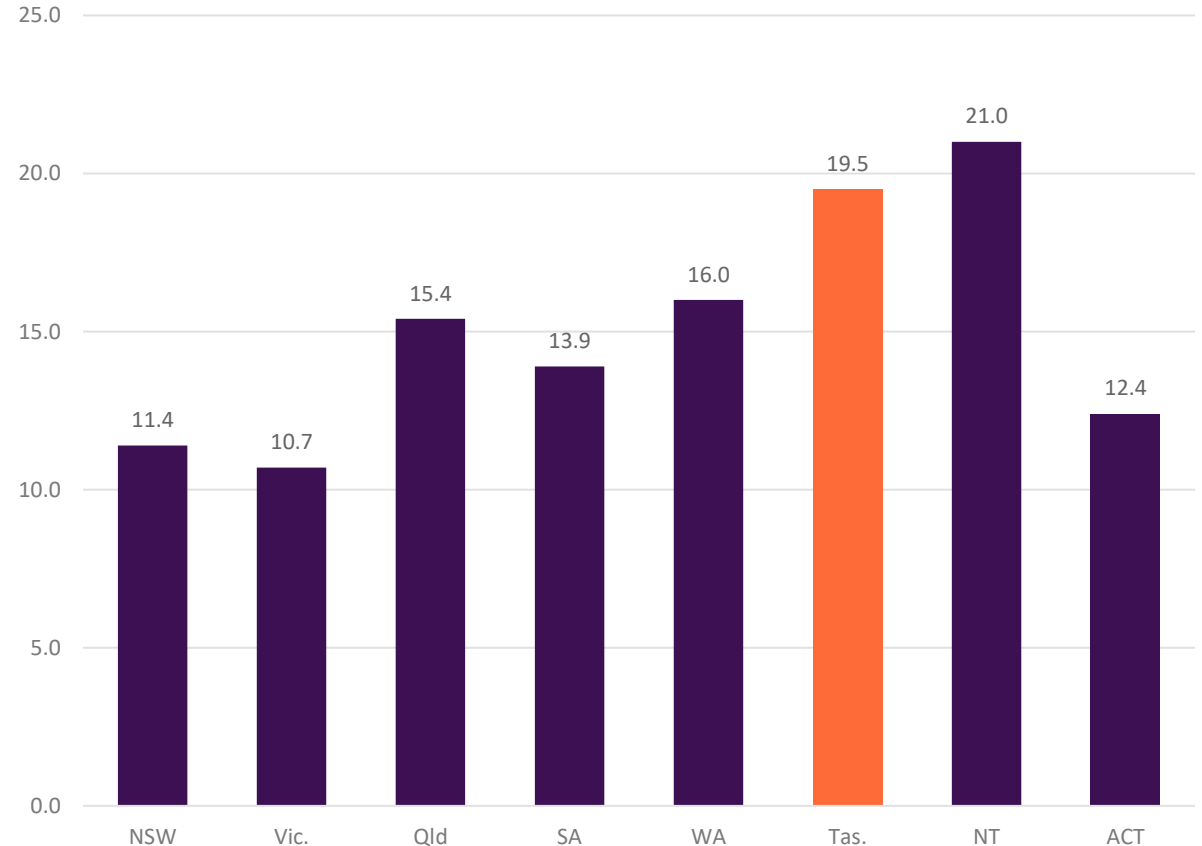


Figure 2: Age-standardised suicide rates for each Australian state and territory.

*Please see explanation for impact on Victorian and national mortality data.



Age-standardised suicide rate

Tasmania in 2019

- The suicide rate was lower in Greater Hobart when compared to the rest of Tasmania.
- A similar trend was observed across most states and territories.
- Greater Hobart had an increase in the age-standardised rate (17.8 per 100, 000) compared to 2018 (12.2 per 100,000).
- The rest of Tasmania also saw an increase in the age-standardised rate (20.0 per 100,000) from 2018 (16.4 per 100,000).

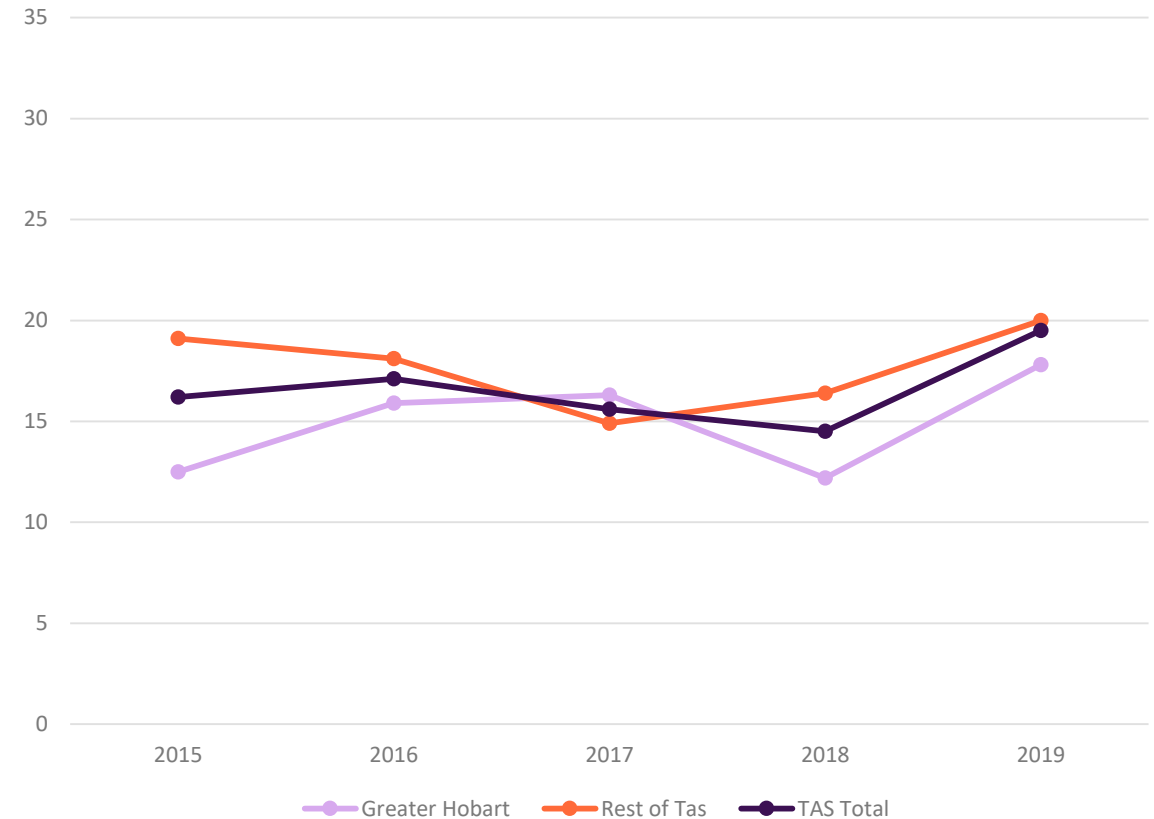


Figure 3: Age-standardised suicide rate by place of usual residence



Victoria suicide data 2019 (ABS 2020)

Number of deaths

Victoria in 2019

- 717 people died by suicide in Victoria (548 male, 169 female), which is an increase on the 685 recorded in 2018.
- The number of suicide deaths was highest in New South Wales (937), followed by Queensland (784), and Victoria (717).

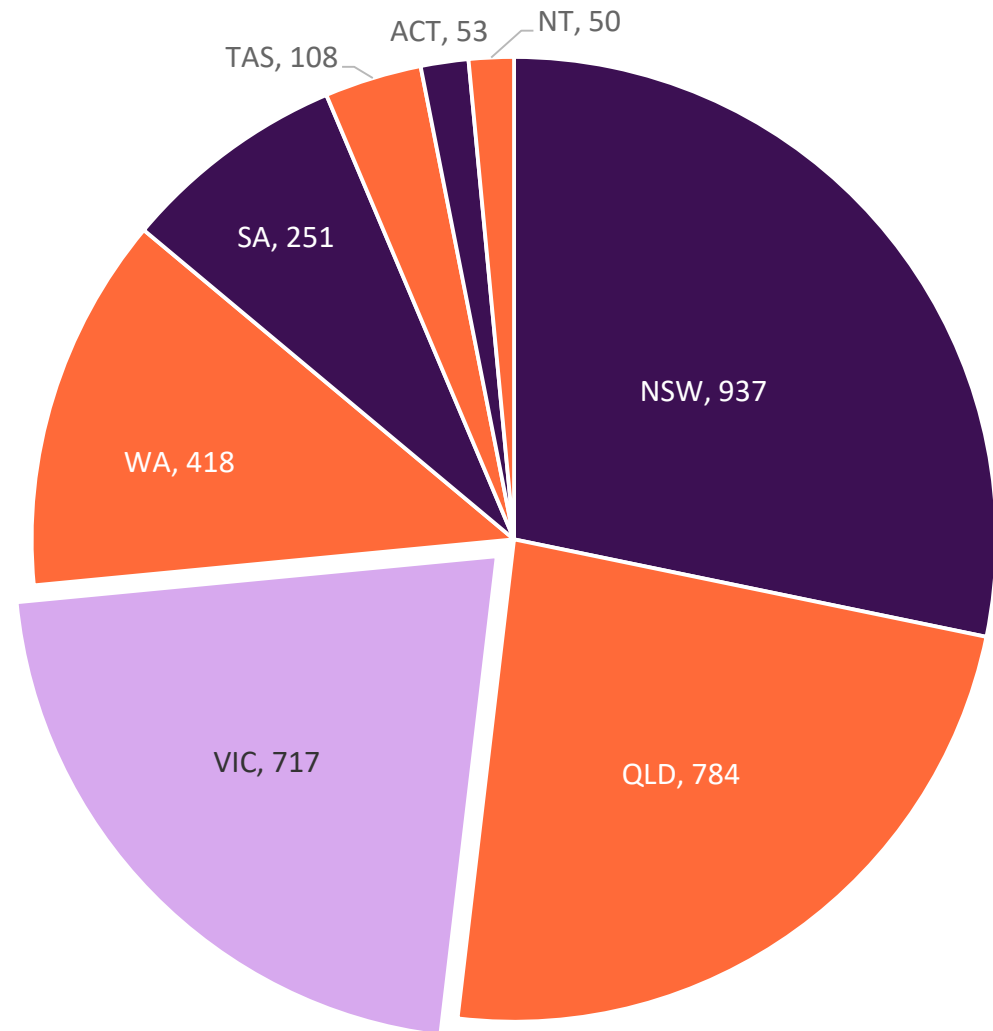


Figure 1: Number of suicide deaths by Australian state and territory.

**Please see explanation for impact on Victorian and national mortality data.*



Age-standardised suicide rate

Victoria in 2019

- Victoria recorded the lowest age-standardised suicide rate (**10.7 per 100,000**).
- The age-standardised suicide rate was lower than the national age-standardised suicide rate (**12.9 per 100,000**).
- The age-standardised suicide rate for males (**16.6 per 100,000**) was higher than the rate observed in 2018 (15.9 per 100,000).
- The age-standardised suicide rate for females (**5.0 per 100,000**) was a decrease from 2018 (5.2 per 100,000).

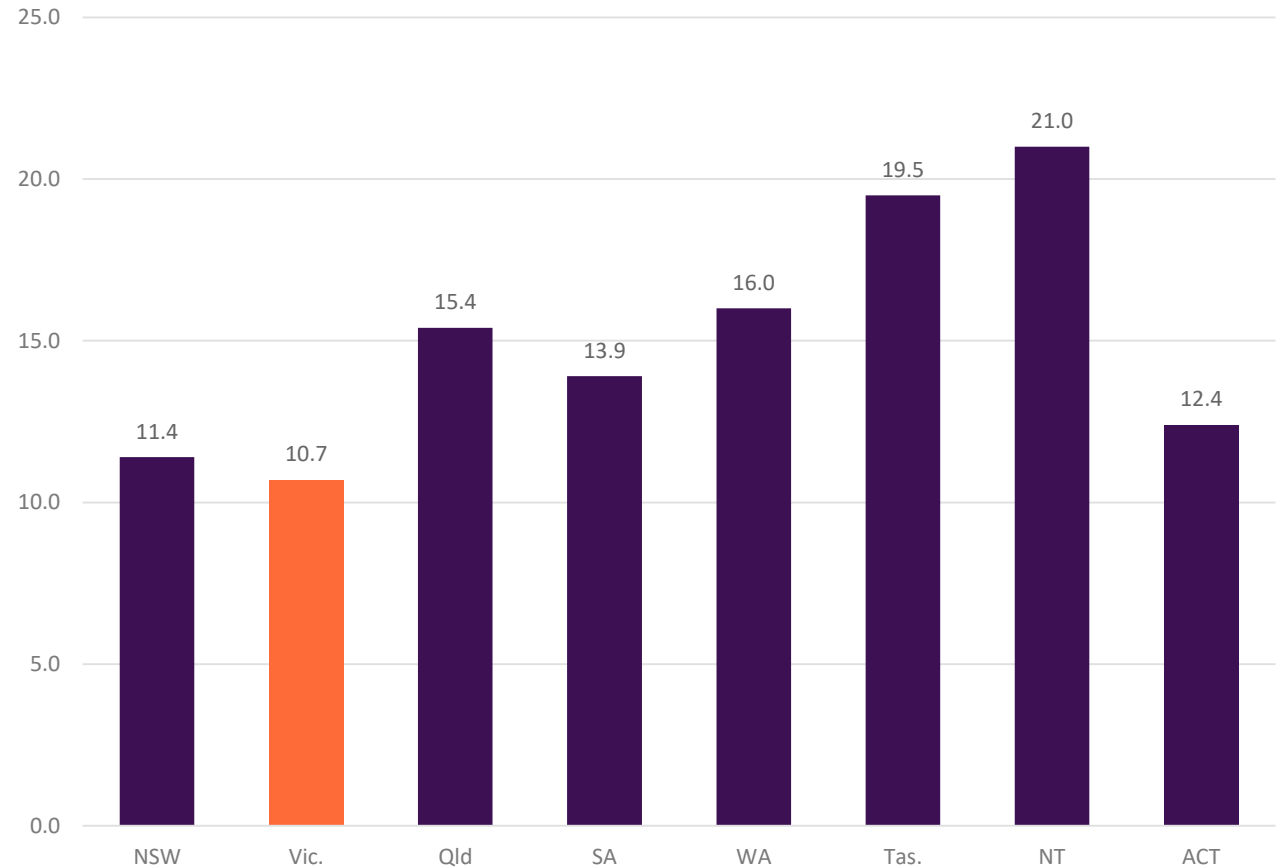


Figure 2: Age-standardised suicide rates for each Australian state and territory.



Age-standardised suicide rate

Victoria in 2019

- The suicide rate was lower in Greater Melbourne when compared to the rest of Victoria.
- A similar trend was observed across most states and territories.
- Greater Melbourne had a slight increase in the age-standardised rate (9.1 per 100,000) compared to 2018 (9.0 per 100,000).
- The rest of Victoria also saw an increase (16.0 per 100,000) from 2018 (14.3 per 100,000).

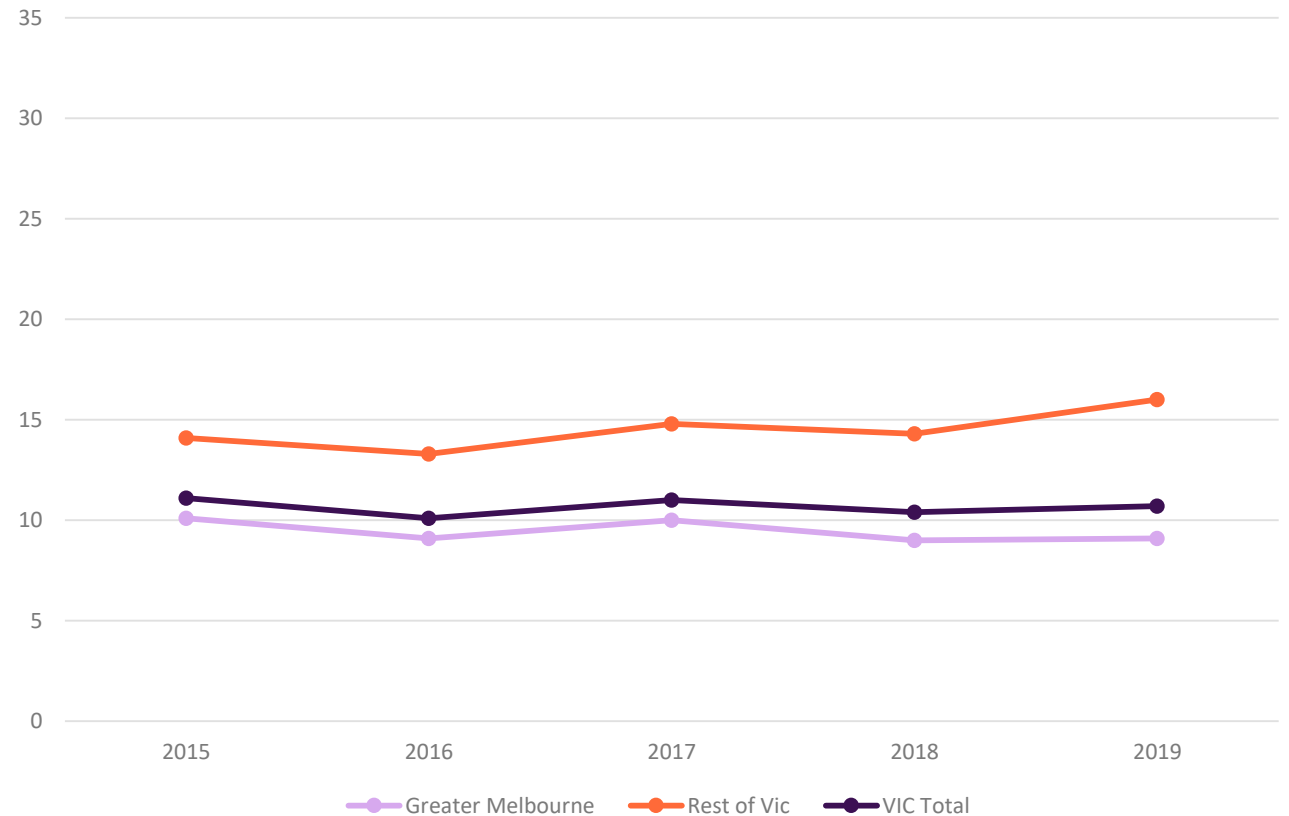


Figure 3: Age-standardised suicide rate by place of usual residence



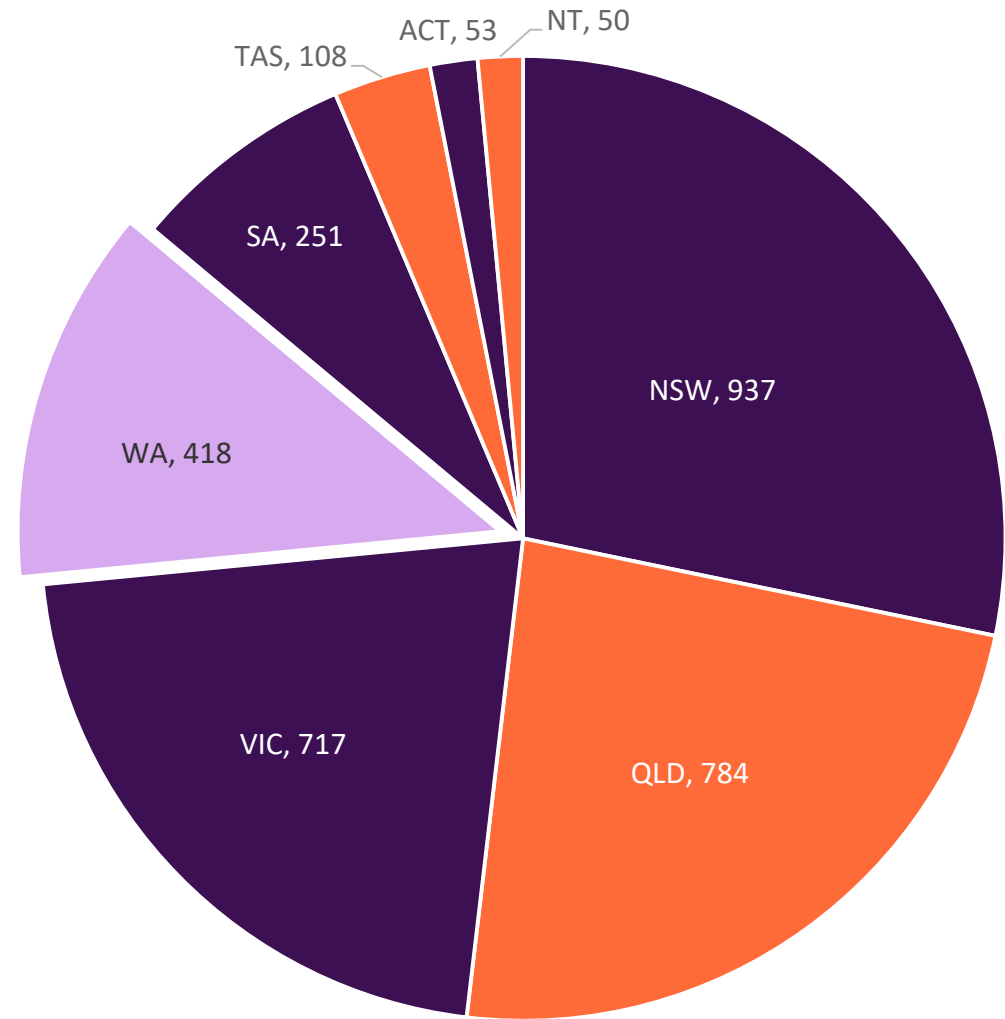
Western Australia suicide data 2019

(ABS 2020)

Number of deaths

Western Australia in 2019

- 418 people died by suicide in Western Australia (303 male, 115 female), which is an increase on the 383 recorded in 2018.
- The number of suicide deaths was highest in New South Wales (937), followed by Queensland (784), and Victoria (717).



**Please see explanation for impact on Victorian and national mortality data.*



Age-standardised suicide rate

Western Australia in 2019

- Western Australia recorded the third highest age-standardised suicide rate (**16.0 per 100,000**).
- The age-standardised suicide rate was higher than the national age-standardised suicide rate (**12.9 per 100,000**).
- The age-standardised suicide rate for males (**23.3 per 100,000**) was higher than the rate observed in 2018 (21.9 per 100,000).
- The age-standardised suicide rate for females (**8.7 per 100,000**) was higher than rate observed in 2018 (7.6 per 100,000).

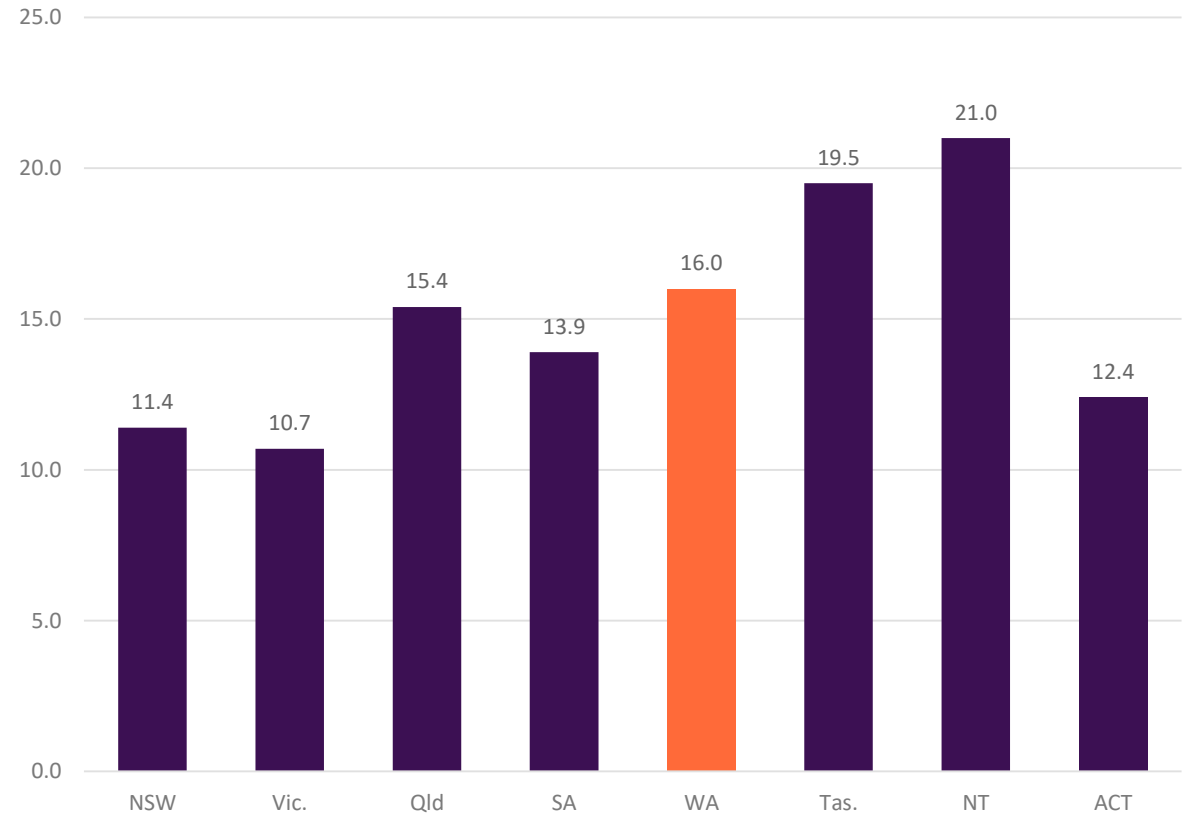


Figure 2: Age-standardised suicide rates for each Australian state and territory.



Age-standardised suicide rate

Western Australia in 2019

- Greater Perth had a lower suicide rate when compared to the rest of Western Australia.
- A similar trend was observed across most states and territories.
- Greater Perth had an increase in the age-standardised rate (14.9 per 100, 000) compared to 2018 (13.0 per 100,000).
- The rest of Western Australia saw a decrease (18.8 per 100,000) from 2018 (20.1 per 100,000).

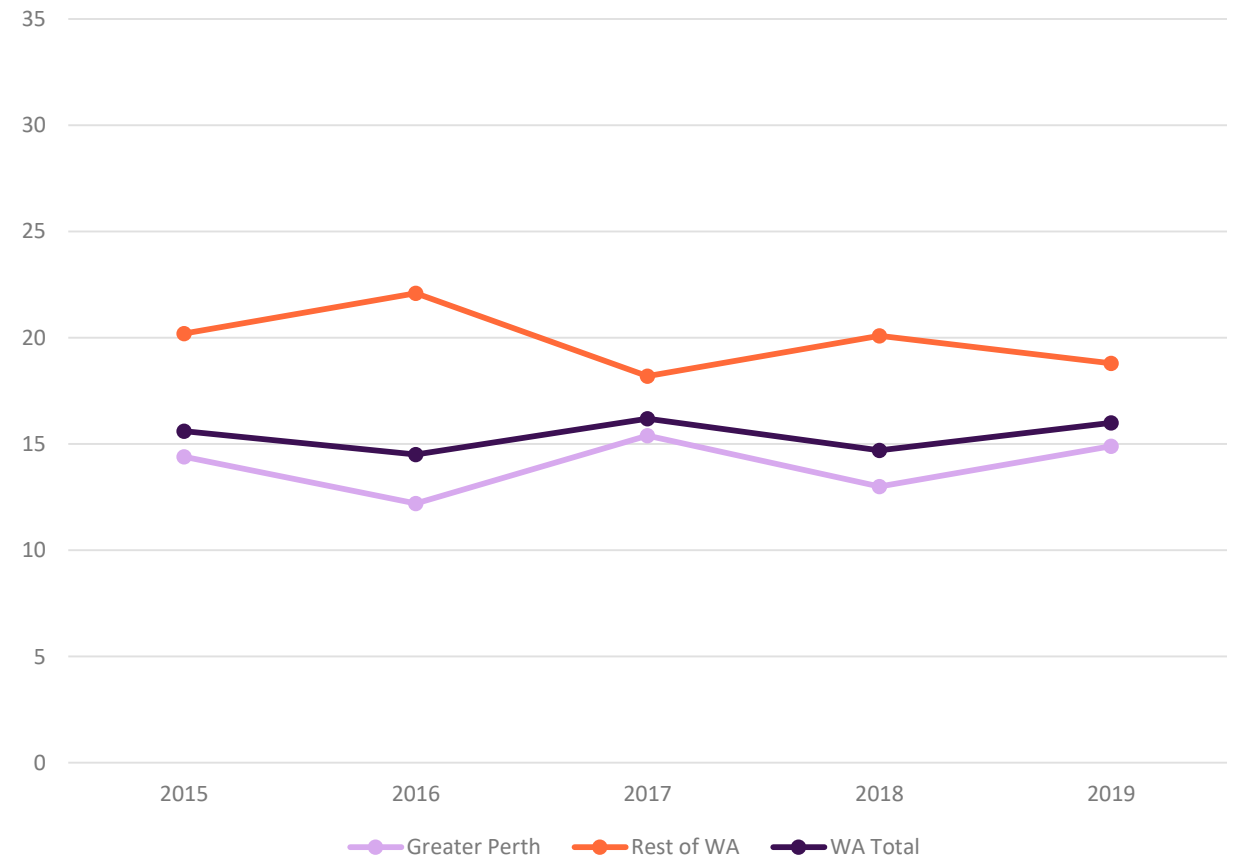


Figure 3: Age-standardised suicide rate by place of usual residence



Support services

Adult

Lifeline: [13 11 14](tel:131114)

lifeline.org.au

Suicide Call Back Service: [1300 659 467](tel:1300659467)

suicidecallbackservice.org.au

Beyond Blue: [1300 224 636](tel:1300224636)

beyondblue.org.au/forums

MensLine Australia: [1300 789 978](tel:1300789978)

mensline.org.au

Youth

Kids Helpline: [1800 551 800](tel:1800551800)

kidshelpline.com.au

headspace: [1800 650 890](tel:1800650890)

headspace.org.au

ReachOut: ReachOut.com

Other resources

Head to Health: mental health portal

headtohealth.gov.au

Life in Mind: suicide prevention portal

lifeinmind.org.au

SANE: online forums saneforums.org

Aboriginal and Torres Strait Islander: healthinfonet.ecu.edu.au

Lesbian, gay, bisexual, trans, and/or intersex: [1800 184 527](tel:1800184527) qlife.org.au

Culturally and linguistically diverse: embracementalhealth.org.au



***Mindframe* supports safe media reporting, portrayal and communication about suicide, mental ill-health, alcohol and other drugs**

www.mindframe.org.au

mindframe@health.nsw.gov.au

An initiative of  **EVERYMIND**

