





# All States and Territories

[www.mindframe-media.info](http://www.mindframe-media.info)

An initiative of  EVERYMIND



Australian Capital  
Territory Suicide Data  
2017  
(ABS 2018)



# Number of deaths

## Australian Capital Territory in 2017

- 58 people died by suicide in ACT (44 male, 14 female), which is an increase on the 28 recorded in 2016
- Northern Territory was the only State/Territory with a lower number of suicides
- The number of suicide deaths was highest in NSW (880), followed by QLD (804), and VIC (621).
- ACT accounted for 1.9% of all deaths by suicide in Australia.

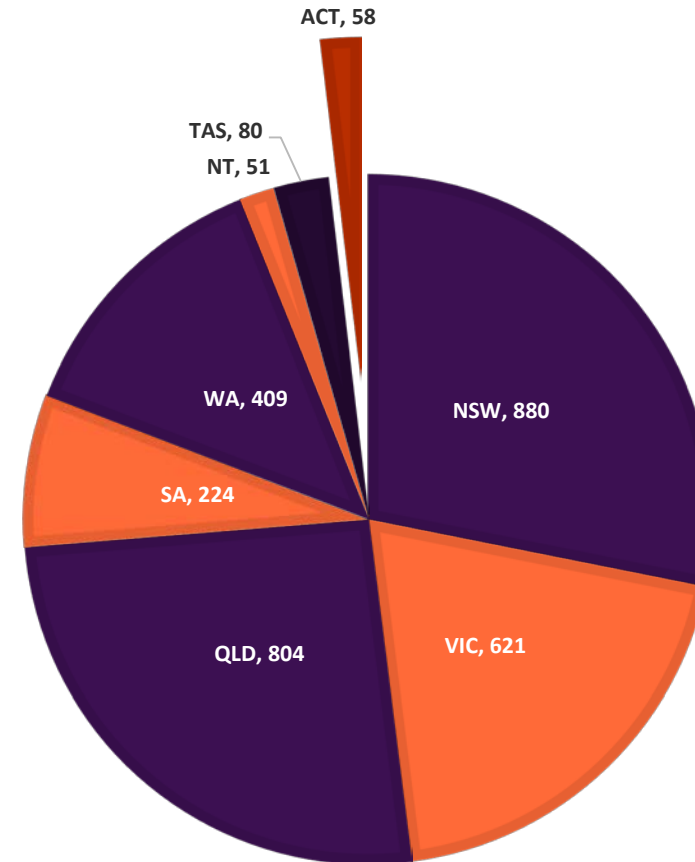


Figure 1 : Number of suicide deaths by State and Territory



# Age-standardised suicide rate

## Australian Capital Territory in 2017:

- Recorded the fourth lowest age-standardised suicide rate (**14.1 per 100,000**)
- The age-standardised suicide rate was higher than the national age standardized suicide rate (12.6 per 100,000)
- The age-standardised suicide rate for men (21.8 per 100,000) which is higher than observed in 2016 (10.8).
- The age-standardised suicide rate for females is not available for publication as numbers are low



Figure 2: Age-standardised suicide rates for each State/territory in Australia



# Age-standardised suicide rate

## Australian Capital Territory in 2017:

- ACT saw an increase in the age-standardised rate (14.1 per 100, 000) compared to 2016 (7.2 per 100,000)

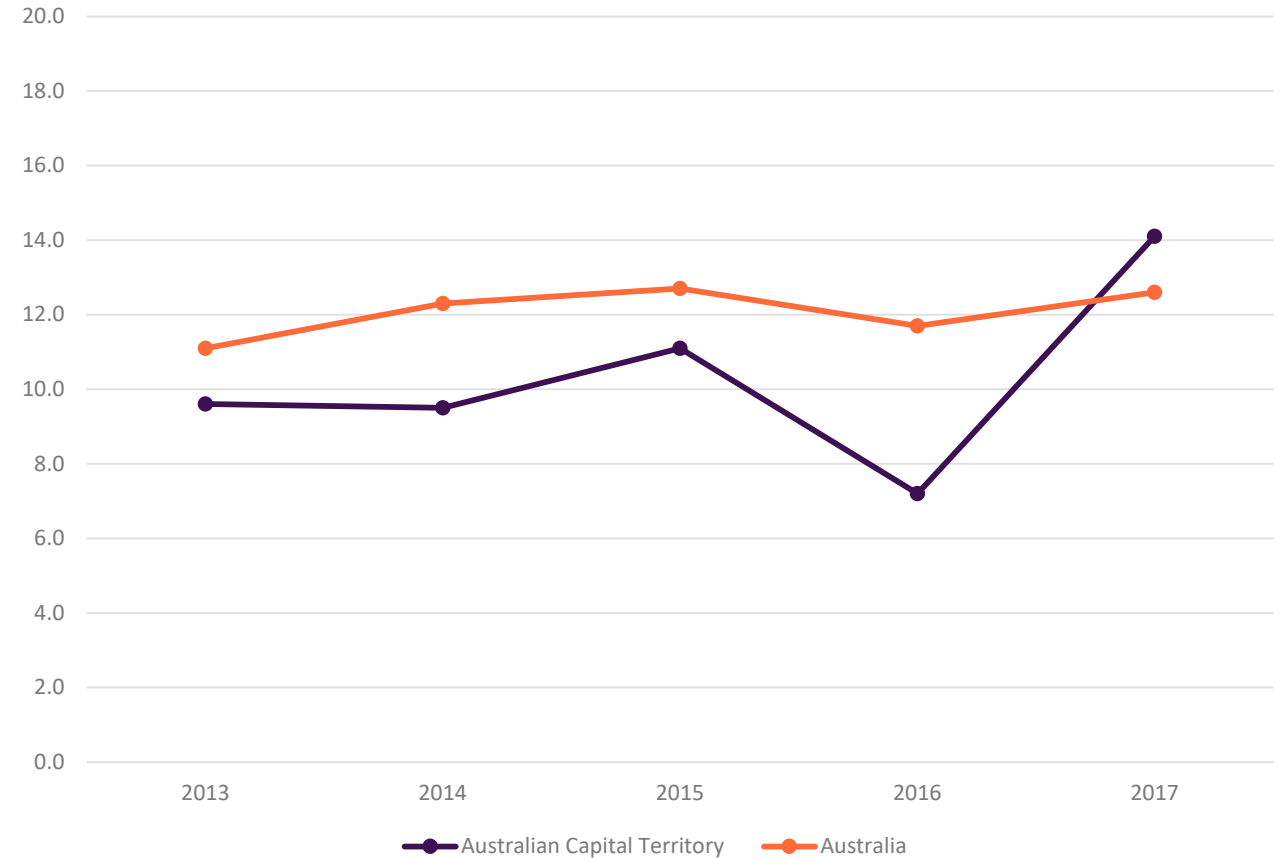



Figure 3: Age-standardised suicide rate by place of usual residence



# New South Wales Suicide Data 2017 (ABS 2018)

[www.mindframe-media.info](http://www.mindframe-media.info)



# Number of deaths

## New South Wales in 2017

- **880** people died by suicide in NSW (683 male, 197 female), which is an increase on the 805 recorded in 2016.
- The number of suicide deaths was highest in NSW (880), followed by QLD (804), and VIC (621).
- NSW accounted for 28.1% of all deaths by suicide in Australia.

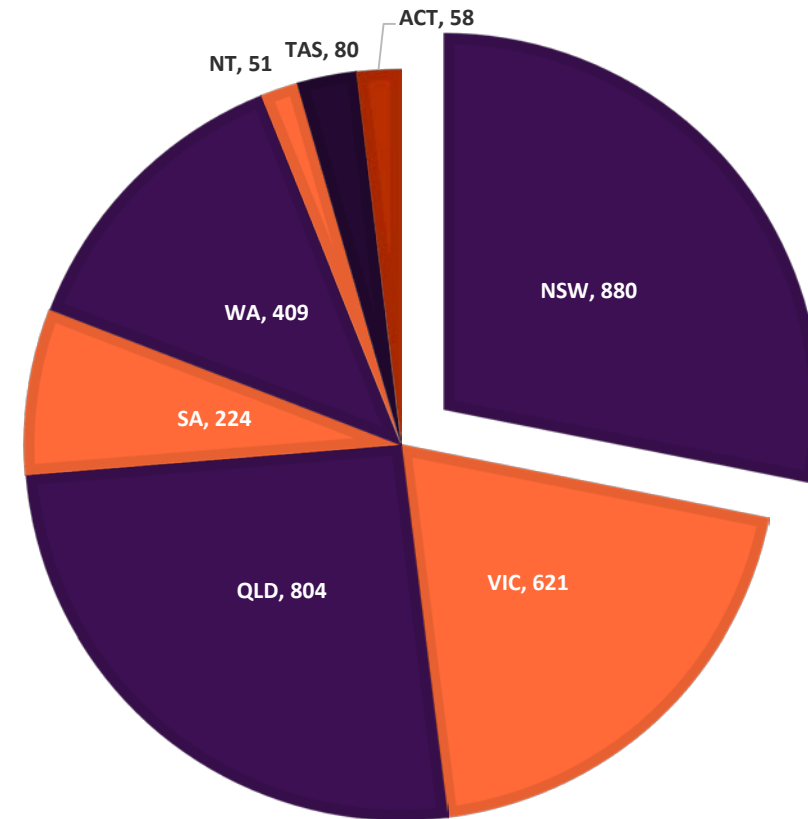


Figure 1 : Number of suicide deaths by State and Territory



# Age-standardised suicide rate

## New South Wales in 2017:

- Recorded the second lowest age-standardised suicide rate (**10.9 per 100,000**).
- The age-standardised suicide rate was lower than the national age-standardised suicide rate (12.6 per 100,000).
- The age-standardised suicide rate for **men** (17.3 per 100,000) was higher than observed in 2016 (15.9).
- The age-standardised suicide rate for **females** (4.8 per 100,000) was lower than observed in 2016 (4.9).

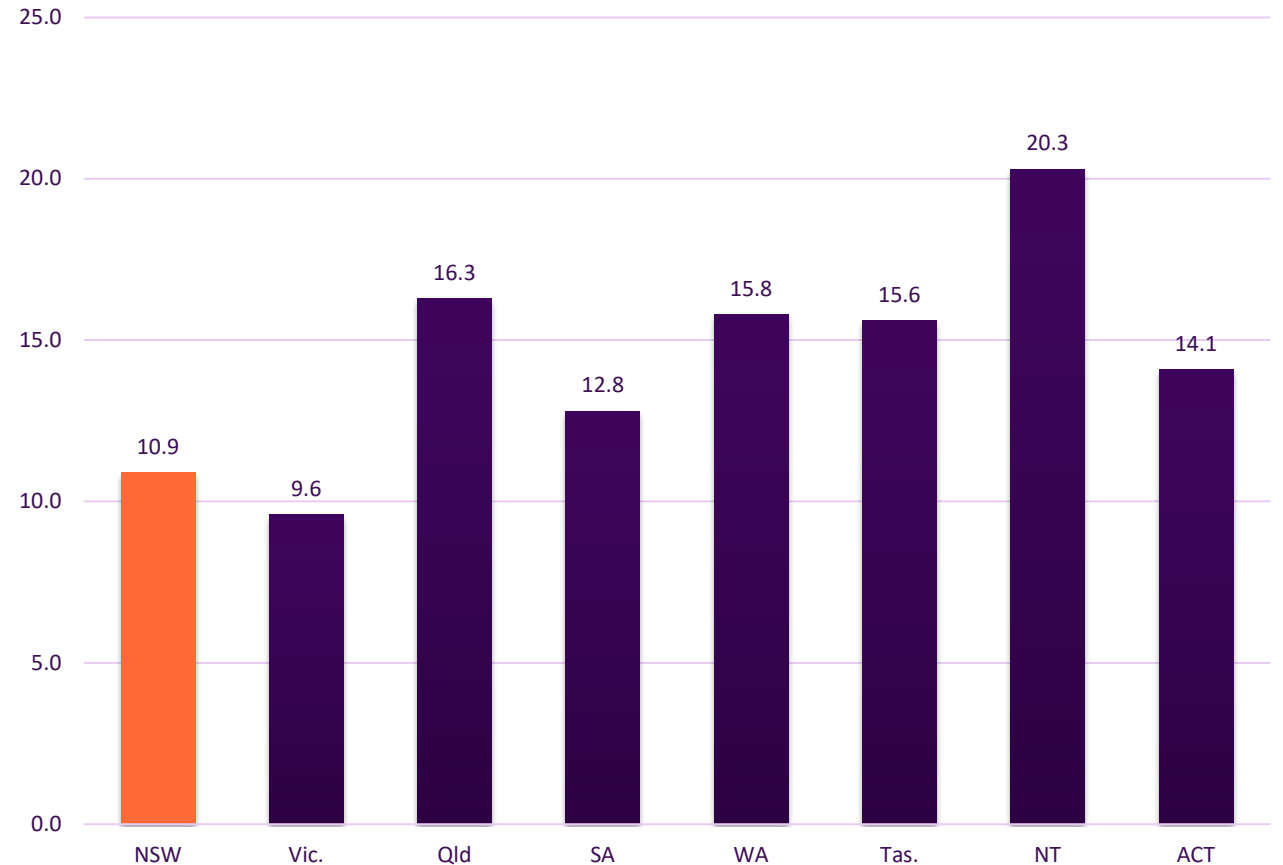


Figure 2: Age-standardised suicide rates for each State/territory in Australia





# Age-standardised suicide rate

## New South Wales in 2017:

- The NSW suicide rate was higher in areas outside of Greater Sydney.
- A similar trend was observed across most States and Territories.
- Greater Sydney had a slight increase in the age-standardised rate (8.3 per 100, 000) compared to 2016 (8.0 per 100,000).
- The rest of NSW also saw an increase (16.1 per 100,000) from 2016 (14.9 per 100,000).

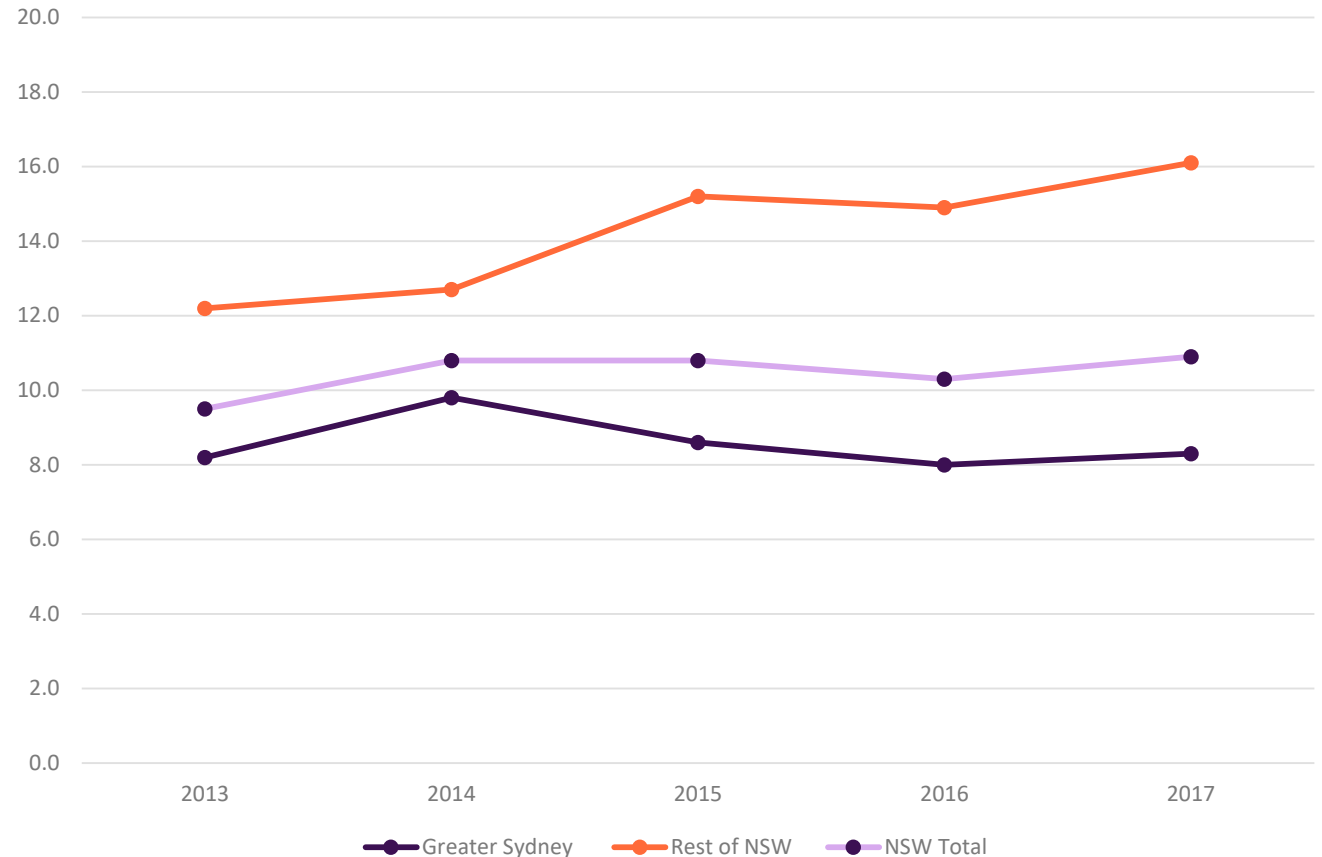


Figure 3: Age-standardised suicide rate by place of usual residence



# Aboriginal and Torres Strait Islander peoples

## New South Wales in 2017:

- **43** (35 male, 8 female) Aboriginal and Torres Strait Islander peoples died by suicide.
- Suicide was the 4<sup>th</sup> leading cause of death for Aboriginal and Torres Strait Islander peoples in the state, compared to the 16<sup>th</sup> leading cause of death for non-Indigenous.
- The standardised death rate for Aboriginal and Torres Strait Islander peoples (**20.1 per 100, 000**) was considerably higher than the non-Indigenous rate (10.5 per 100, 000).



# Aboriginal and Torres Strait Islander peoples

Between 2013-2017 in New South Wales:

- **174** Aboriginal and Torres Strait Islander peoples deaths have been attributed to suicide.
- For Aboriginal and Torres Strait Islander peoples in the NSW, suicide is ranked 5<sup>th</sup> in the leading causes of death.
- The standardised death rate for Aboriginal and Torres Strait Islander peoples (**18.0 per 100, 000**) was considerably higher than the non-Indigenous rate (10.2 per 100, 000).




## Other resources

Rural Adversity Mental Health Program (RAMHP): <http://www.ramhp.com.au>



# Northern Territory Suicide Data 2017 (ABS 2018)

[www.mindframe-media.info](http://www.mindframe-media.info)



# Number of deaths

## Northern Territory in 2017

- 51 people died by suicide in NT (38 male, 13 female), which is an increase on the 46 recorded in 2016.
- Northern Territory had the lowest number of suicides of all states/territories.
- The number of suicide deaths was highest in NSW (880), followed by QLD (804), and VIC (621).
- NT accounted for 1.6% of all deaths by suicide in Australia.

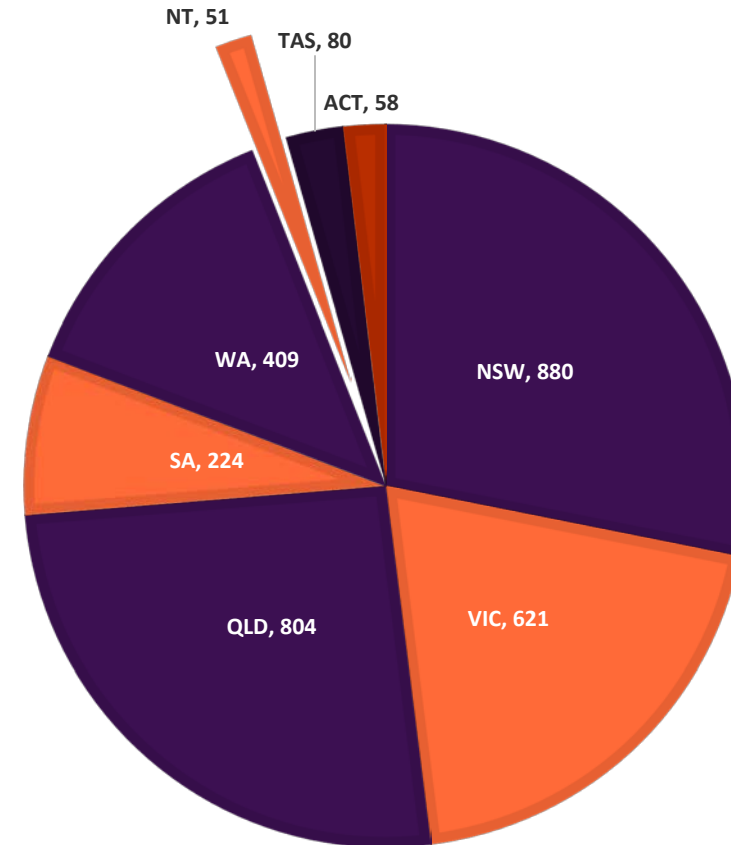


Figure 1 : Number of suicide deaths by State and Territory



# Age-standardised suicide rate

## Northern Territory in 2017:

- Despite the lowest number, NT Recorded the highest age-standardised suicide rate (**20.3 per 100,000**).
- The age-standardised suicide rate was higher than the national age standardised suicide rate (12.6 per 100,000).
- The age-standardised suicide rate for men (28.8 per 100,000) was a slight decrease from the rate in 2016 (30.9).
- The age-standardised suicide rate for females is not available for publication.

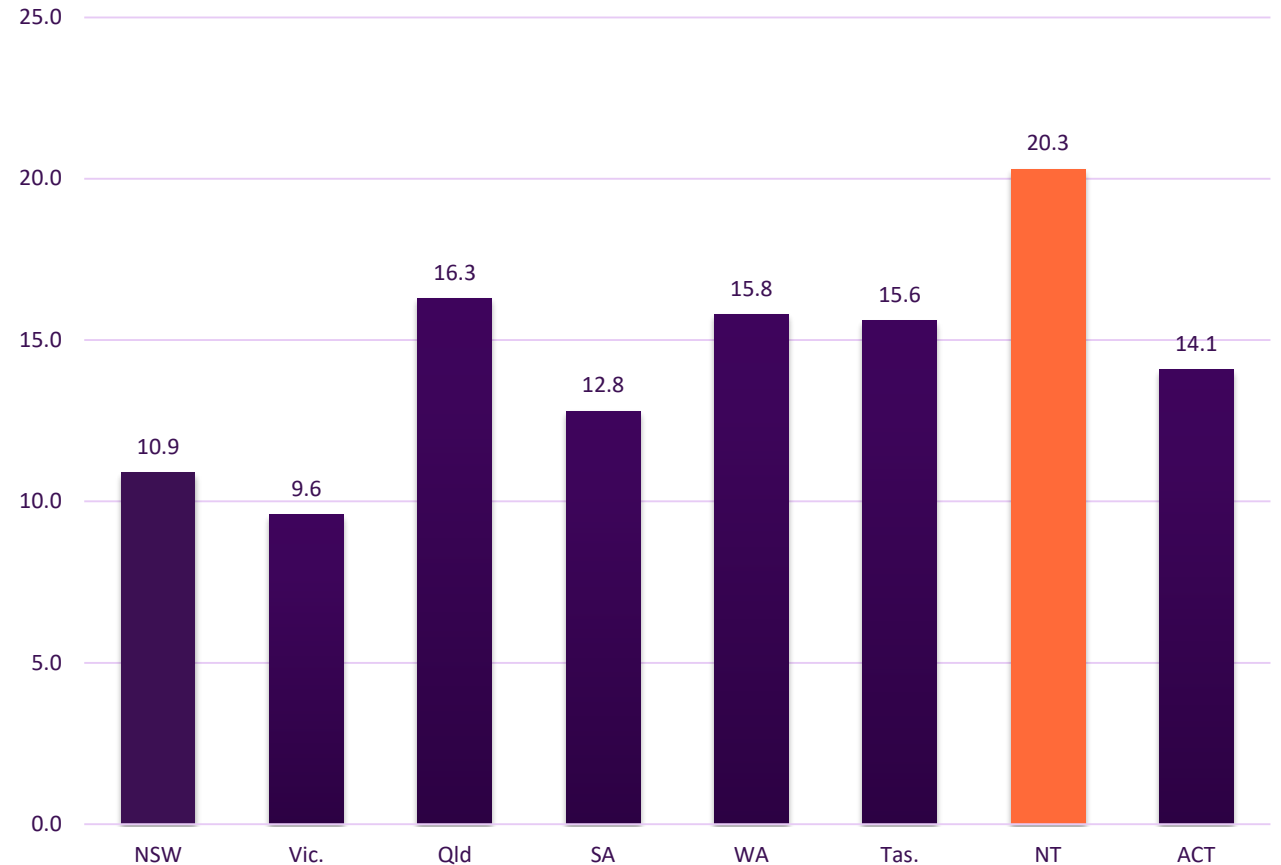


Figure 2: Age-standardised suicide rates for each State/territory in Australia



# Age-standardised suicide rate

## Northern Territory in 2017:

- The suicide rate in Greater Darwin was lower than that observed in the rest of NT.
- A similar trend was observed across most states and territories.
- Greater Darwin had a decrease in the age-standardised rate (14.2 per 100, 000) compared to 2016 (21.2 per 100,000).
- The rest of NT saw an increase (29.0 per 100,000) when compared to the most recently available rate in 2015 (18.7 per 100,000).
  - > *Note: The age standardised rate for rest of NT was not available for publication in 2016 as the numbers were too low.*





# Aboriginal and Torres Strait Islander peoples

## Northern Territory in 2017:

- **28** Aboriginal and Torres Strait Islander peoples died by suicide.
- Suicide was the 4<sup>th</sup> leading cause of death for Aboriginal and Torres Strait Islander peoples in the NT, compared to the 7<sup>th</sup> leading cause of death for non-Indigenous in NT.
- The standardised death rate for Aboriginal and Torres Strait Islander peoples (**33.0 per 100, 000**) was considerably higher than the non-Indigenous rate (13.9 per 100, 000).

Note: Male and Female data was not reported due to the small number.



# Aboriginal and Torres Strait Islander peoples


## Between 2013-2017 in Northern Territory:

- **107** Aboriginal and Torres Strait Islander peoples deaths have been attributed to intentional self-harm.
- For Aboriginal and Torres Strait Islander peoples in the state, suicide is ranked 4<sup>th</sup> in the leading causes of death.
- The standardised death rate for Aboriginal and Torres Strait Islander peoples (**26.2 per 100, 000**) was considerably higher than the non-Indigenous rate (14.9 per 100, 000).



# Queensland Suicide Data 2017 (ABS 2018)

[www.mindframe-media.info](http://www.mindframe-media.info)



# Number of deaths

## Queensland in 2017

- **804** people died by suicide in QLD (609 male, 195 female), which is an increase on the 674 recorded in 2016.
- The number of suicide deaths was highest in NSW (880), followed by QLD (804), and VIC (621).
- QLD accounted for 25.7% of all deaths by suicide in Australia.

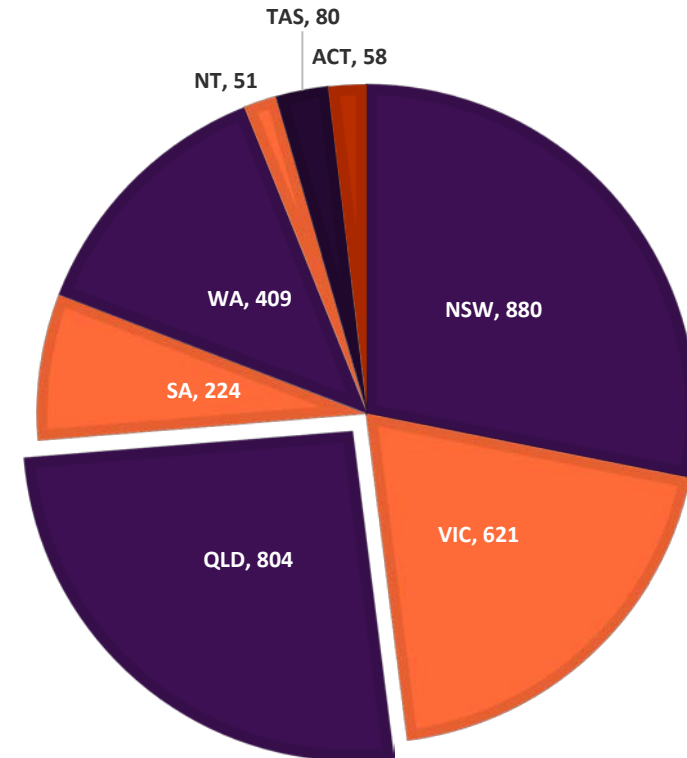


Figure 1 : Number of suicide deaths by State and Territory



# Age-standardised suicide rate

## Queensland in 2017:

- Recorded the second highest age-standardised suicide rate (**16.3 per 100,000**)
- The age-standardised suicide rate was higher than the national age standardised suicide rate (12.6 per 100,000)
- The age-standardised suicide rate for men (25.2 per 100,000) was higher than observed rate in 2016 (22.1).
- The age-standardised suicide rate for females (7.8 per 100,000) was lower than the rate observed in 2016 (6.0).

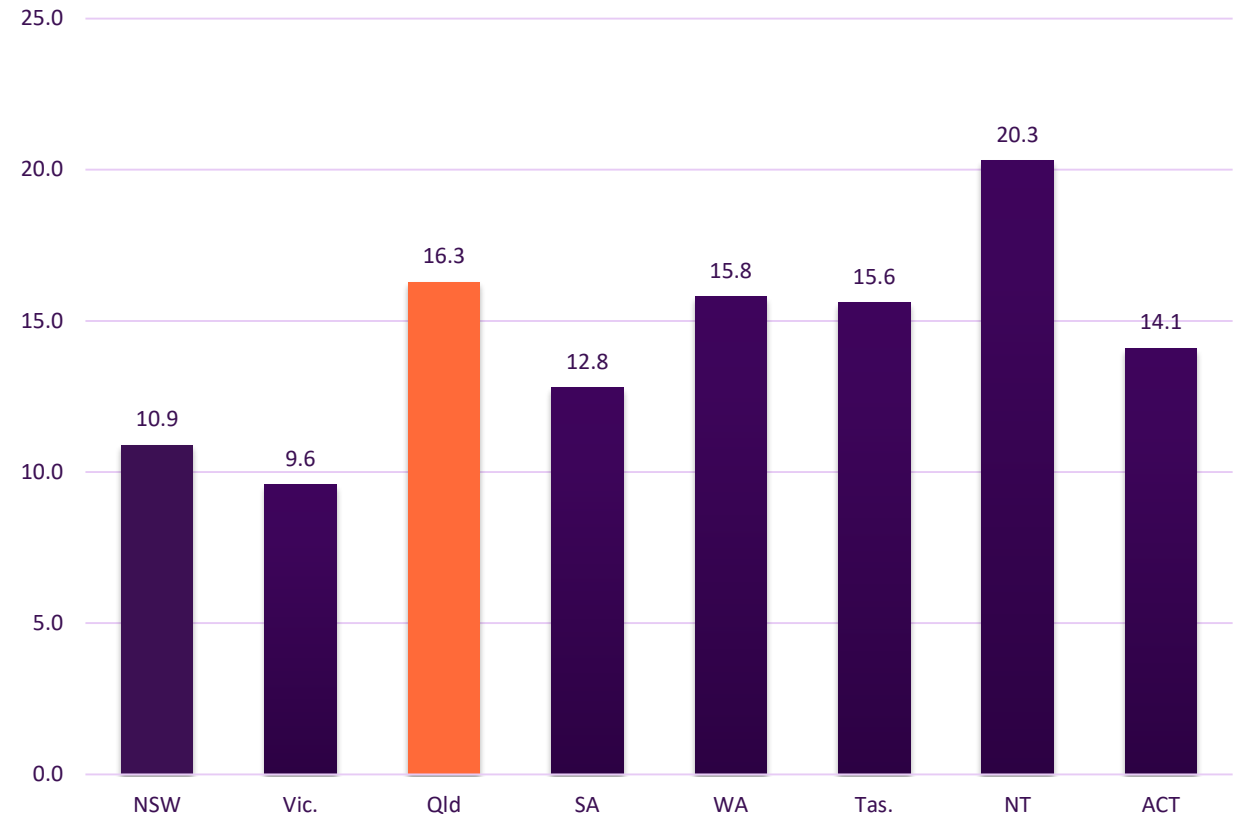


Figure 2: Age-standardised suicide rates for each State/territory in Australia



# Age-standardised suicide rate

## Queensland in 2017:

- Greater Brisbane had a lower suicide rate, when compared to the rest of QLD.
- A similar trend was observed across most States and Territories.
- Greater Brisbane had a slight increase in the age-standardised rate (14.0 per 100, 000) when compared to 2016 (12.2 per 100,000).
- The rest of QLD also saw an increase (18.4 per 100,000) from 2016 (15.5 per 100,000).

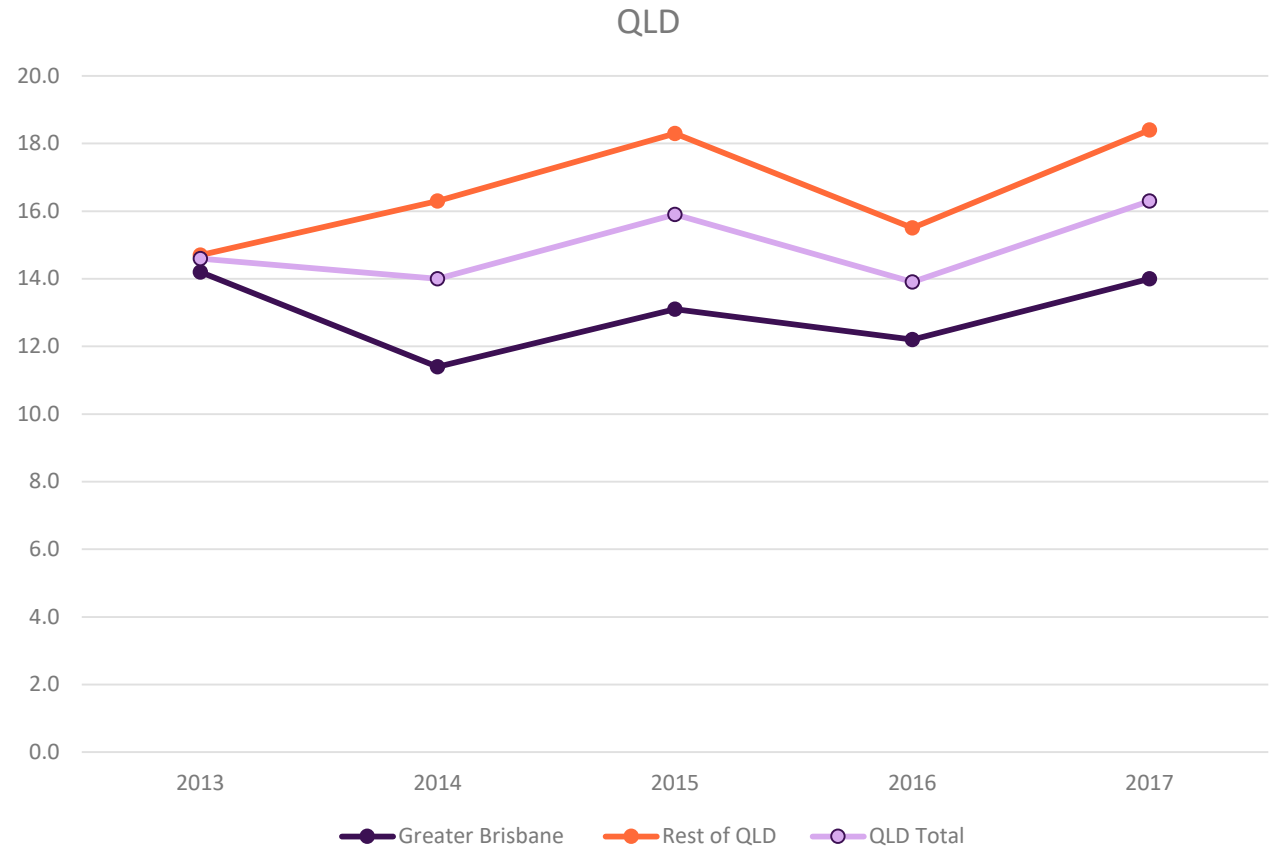


Figure 3: Age-standardised suicide rate by place of usual residence



# Aboriginal and Torres Strait Islander peoples

## Queensland in 2017:

- **53** (44 male, 9 female) Aboriginal and Torres Strait Islander peoples died by suicide in QLD.
- Suicide was the 5<sup>th</sup> leading cause of death for Aboriginal and Torres Strait Islander peoples in the state, compared to the 9<sup>th</sup> leading cause of death for non-Indigenous.
- The standardised death rate for Aboriginal and Torres Strait Islander peoples (**25.8 per 100, 000**) was considerably higher than the non-Indigenous rate (15.8 per 100, 000).



# Aboriginal and Torres Strait Islander peoples

Between 2013-2017 in Queensland:


- **250** Aboriginal and Torres Strait Islander peoples deaths have been attributed to intentional self-harm.
- For Aboriginal and Torres Strait Islander peoples in the state, suicide is ranked 4<sup>th</sup> in the leading causes of death.
- The standardised death rate for Aboriginal and Torres Strait Islander peoples (**25.2 per 100, 000**) was considerably higher than the non-Indigenous rate (14.2 per 100, 000).





# South Australia Suicide Data 2017 (ABS 2018)

[www.mindframe-media.info](http://www.mindframe-media.info)



# Number of deaths

## South Australia in 2017

- **224** people died by suicide in SA (164 male, 60 female), which is a slight decrease on the 225 recorded in 2016
- The number of suicide deaths was highest in NSW (880), followed by QLD (804), and VIC (621).
- SA accounted for 7.2% of all deaths by suicide in Australia.

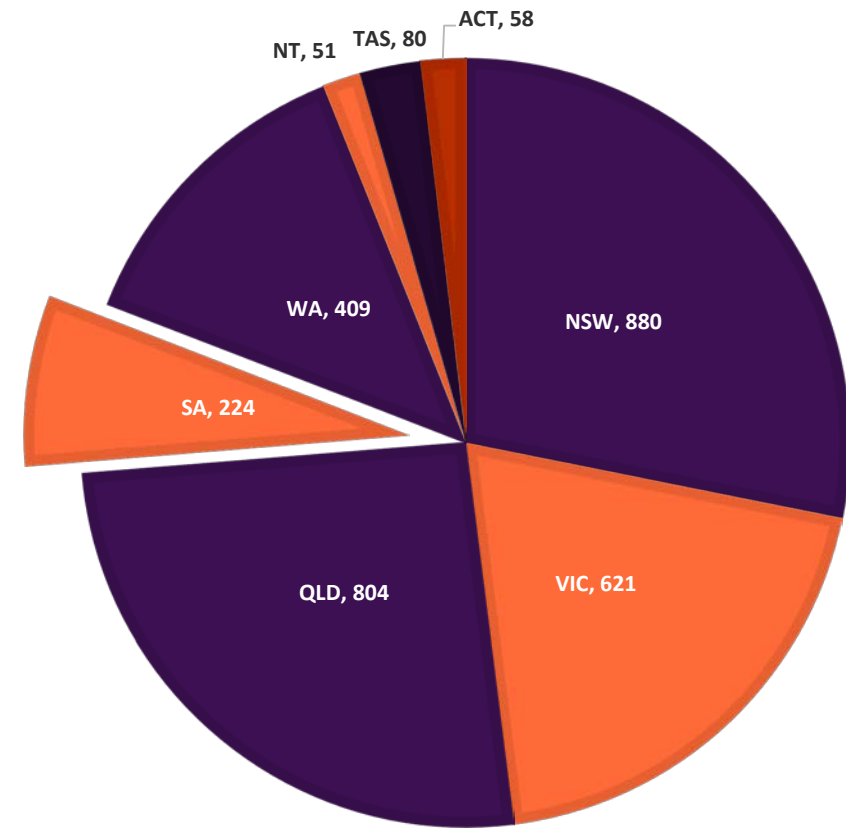


Figure 1 : Number of suicide deaths by State and Territory



# Age-standardised suicide rate

## South Australia in 2017:

- Recorded the third lowest age-standardised suicide rate (**12.8 per 100,000**)
- The age-standardised suicide rate was similar to the national age standardised suicide rate (12.6 per 100,000)
- The age-standardised suicide rate for men (18.8 per 100,000) was lower than the rate observed in 2016 (19.6).
- The age-standardised suicide rate for females (7.0 per 100,000) was also lower than the rate observed in 2016 (7.2).

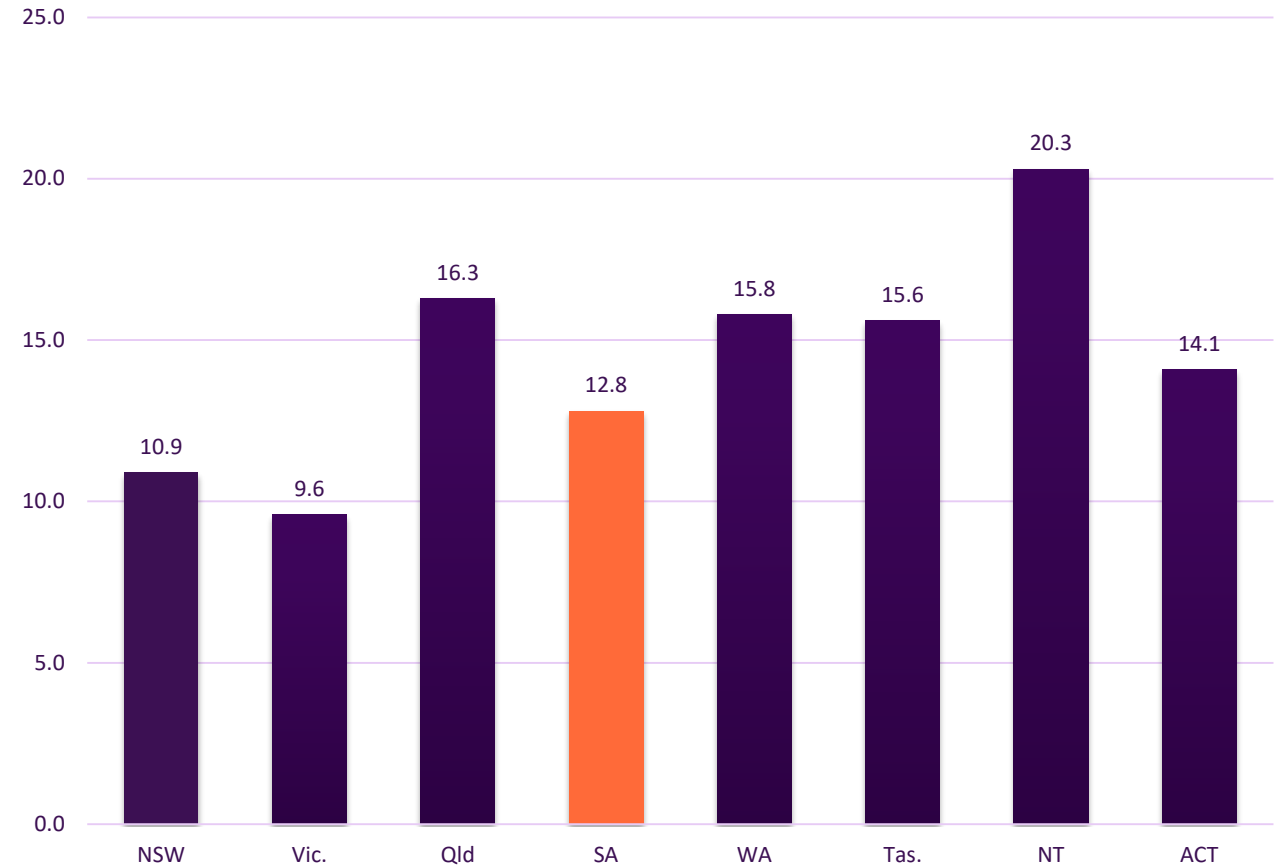


Figure 2: Age-standardised suicide rates for each State/territory in Australia



# Age-standardised suicide rate

## South Australia in 2017:

- Greater Adelaide had a lower suicide rate, when compared to the rest of SA
- A similar trend was observed across most States and Territories
- Greater Adelaide had a slight decrease in the age-standardised rate (11.5 per 100, 000) when compared to 2016 (13.3 per 100,000)
- The rest of SA saw an increase (18.3 per 100,000) from 2016 (13.5 per 100,000)

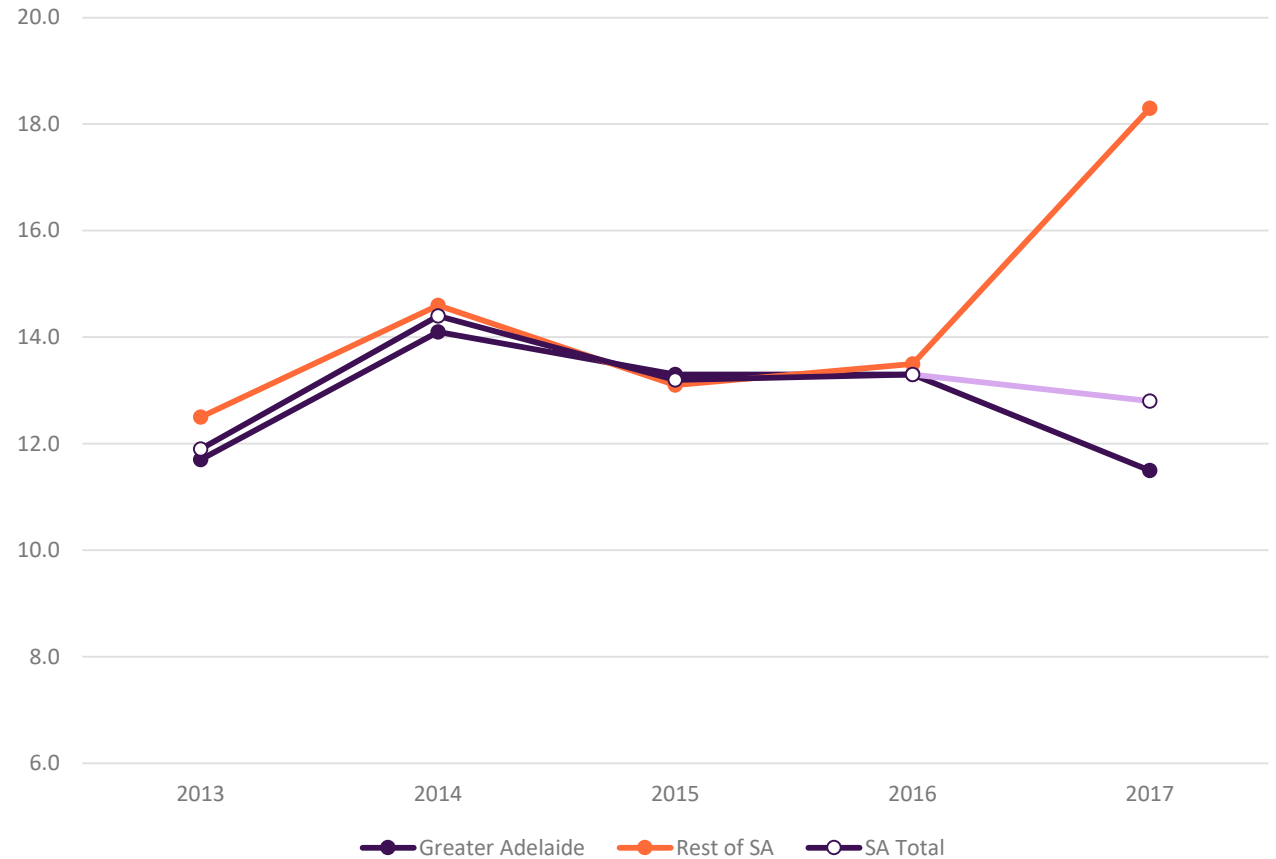


Figure 3: Age-standardised suicide rate by place of usual residence



# Aboriginal and Torres Strait Islander peoples


## Between 2013-2017 in South Australia:

- **44** Aboriginal and Torres Strait Islander peoples deaths (25 male; 19 female) have been attributed to intentional self-harm.
- For Aboriginal and Torres Strait Islander peoples in the state, suicide is ranked fifth in the leading causes of death.
- The standardised death rate for Aboriginal and Torres Strait Islander peoples (**25.0 per 100, 000**) was considerably higher than the non-Indigenous rate (12.7 per 100, 000).



# Tasmania Suicide Data 2017 (ABS 2018)

[www.mindframe-media.info](http://www.mindframe-media.info)



# Number of deaths

## Tasmania in 2017

- **80** people died by suicide in Tasmania (60 male, 20 female), which is a decrease on the 92 recorded in 2016
- The number of suicide deaths was highest in NSW (880), followed by QLD (804), and VIC (621).
- Tasmania had the third lowest number, with both NT (51) and ACT (58) slightly lower
- TAS accounted for 2.6% of all deaths by suicide in Australia.

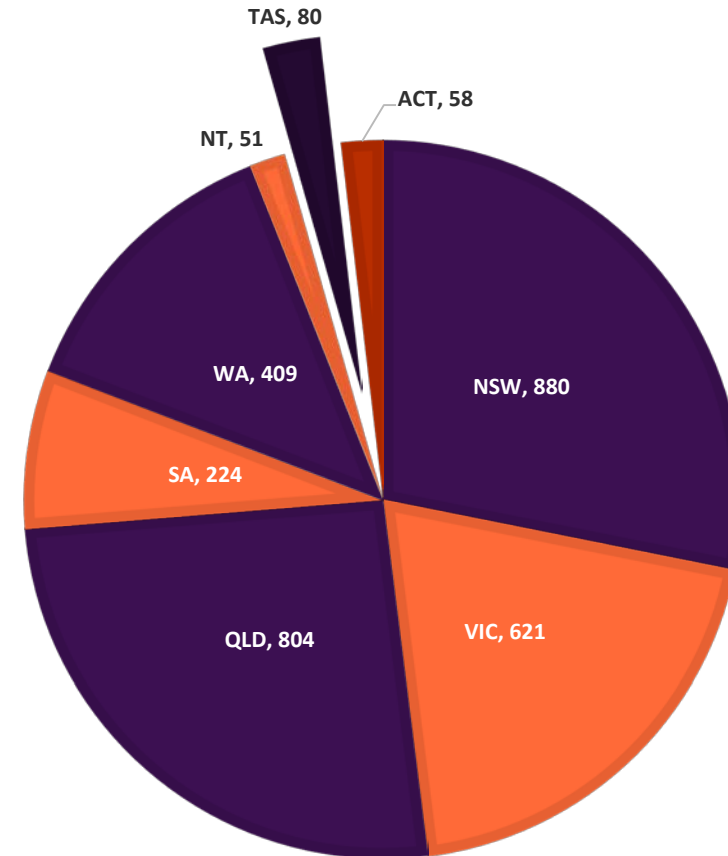


Figure 1 : Number of suicide deaths by State and Territory



# Age-standardised suicide rate

## Tasmania in 2017:

- Recorded the fourth highest age-standardised suicide rate (**15.6 per 100,000**)
- The age-standardised suicide rate was higher than the national age standardised suicide rate (12.6 per 100,000)
- The age-standardised suicide rate for men (23.7 per 100,000) was slightly lower than the rate observed in 2016 (25.9).
- The age-standardised suicide rate for females (7.7 per 100,000) was lower than the rate observed in 2016 (8.6).

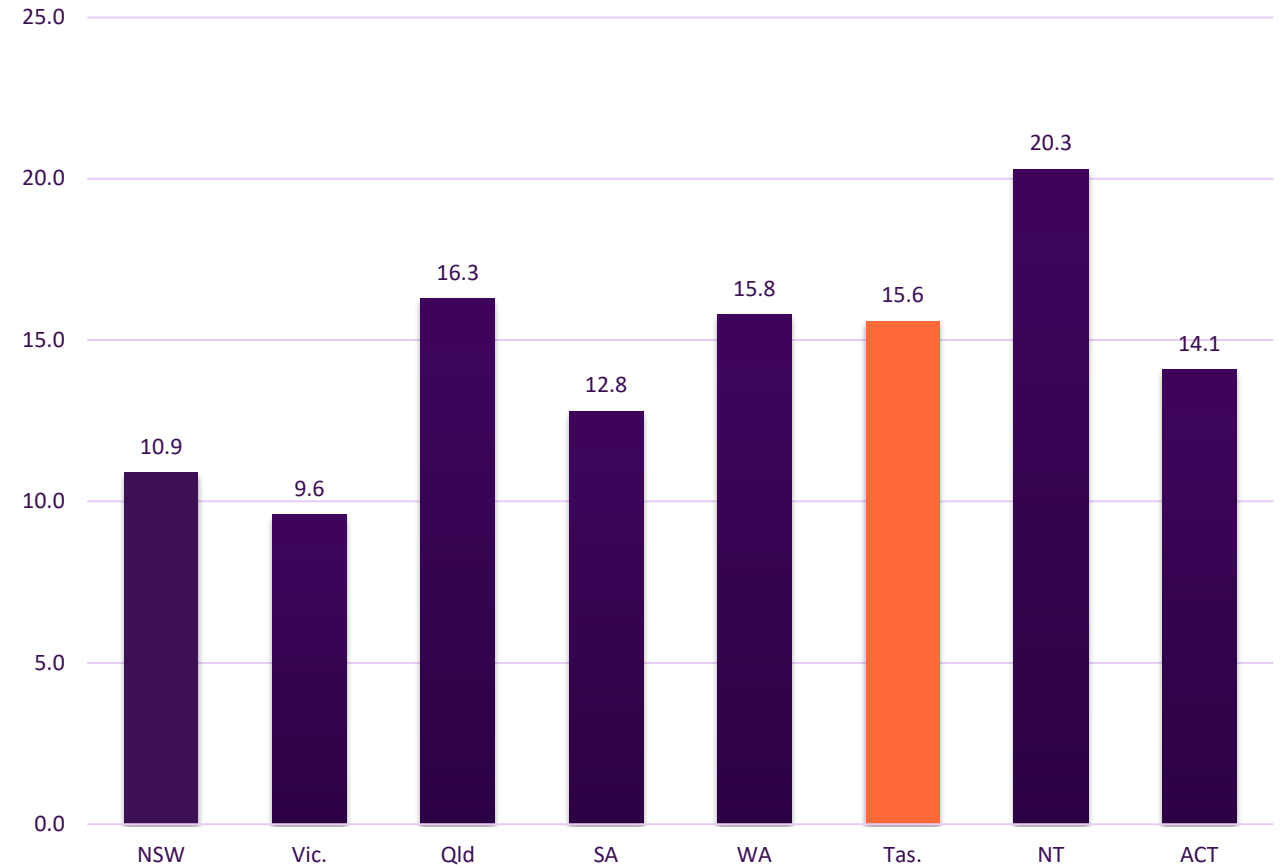


Figure 2: Age-standardised suicide rates for each State/territory in Australia





# Age-standardised suicide rate

## Tasmania in 2017:

- The TAS suicide rate was higher in Greater Hobart when compared to the rest of TAS
- This is in contrast to what is observed across most States and Territories, and the TAS 2016 data
- Greater Hobart had an increase in the age-standardised rate (16.9 per 100, 000) compared to 2016 (15.1 per 100,000)
- The rest of TAS saw a decrease (14.4 per 100,000) from 2016 (18.5 per 100,000)

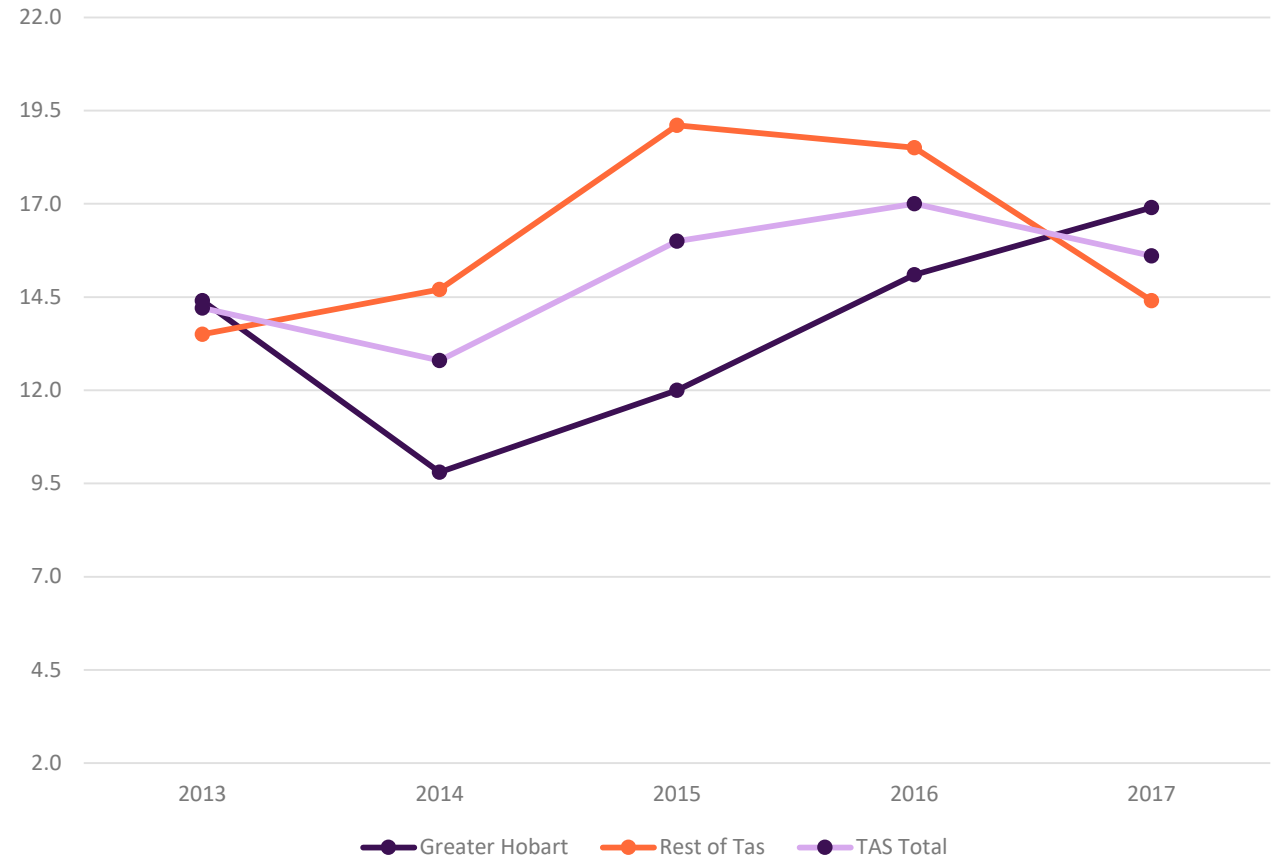



Figure 3: Age-standardised suicide rate by place of usual residence



**Victoria**  
**Suicide Data 2017**  
**(ABS 2018)**

[www.mindframe-media.info](http://www.mindframe-media.info)



# Number of deaths

## Victoria in 2017

- 621 people died by suicide in VIC (445 male, 176 female), which is a slight decrease on the 624 recorded in 2016
- VIC had the third highest number of suicides, with only NSW (880) and QLD (804) higher
- VIC accounted for 19.9% of all deaths by suicide in Australia.

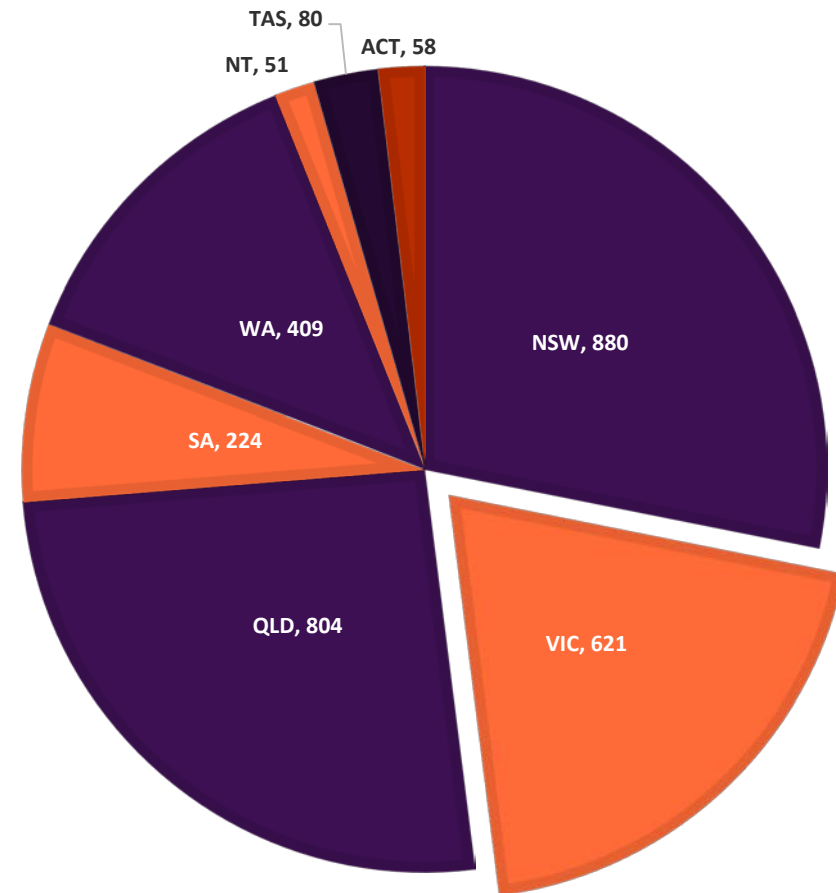


Figure 1 : Number of suicide deaths by State and Territory



# Age-standardised suicide rate

## Victoria in 2017:

- Recorded the lowest age-standardised suicide rate (**9.6 per 100,000**)
- The age-standardised suicide rate was lower than the national age standardised suicide rate (12.6 per 100,000)
- The age-standardised suicide rate for men (14.0 per 100,000) was lower than the rate observed in 2016 (14.6).
- The age-standardised suicide rate for females (5.4 per 100,000) which is unchanged from 2016 (5.4).

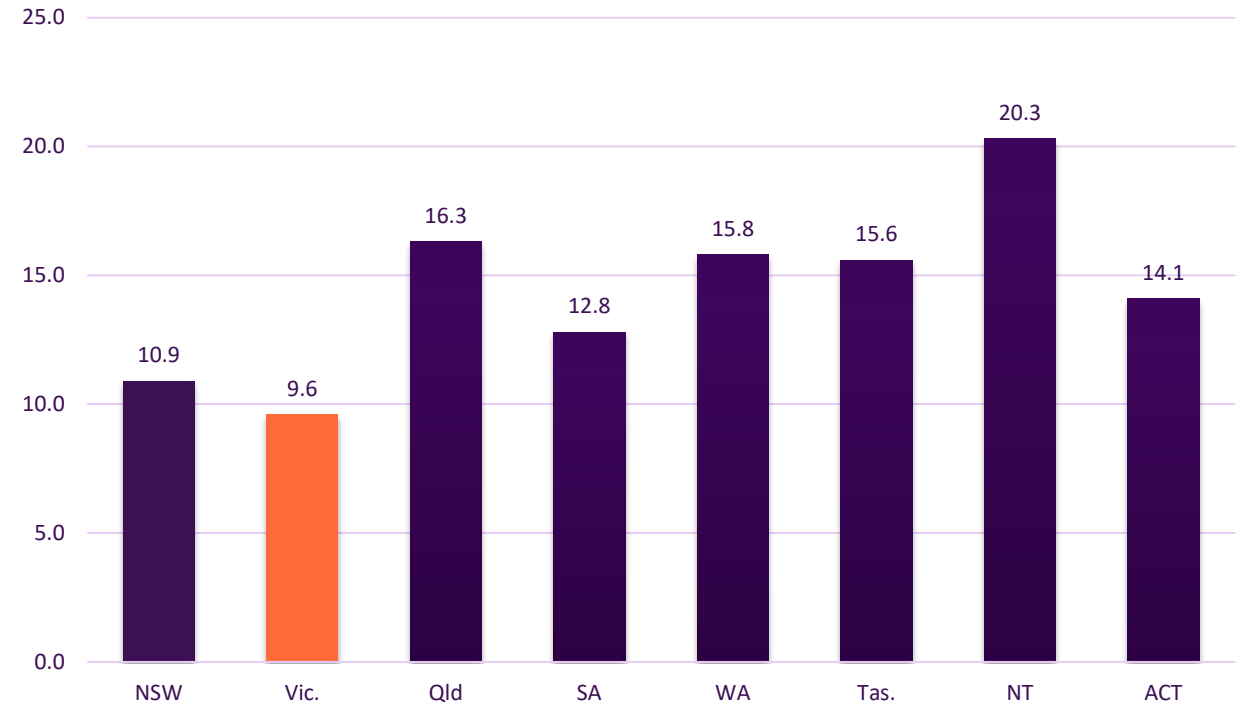


Figure 2: Age-standardised suicide rates for each State/territory in Australia



# Age-standardised suicide rate

## Victoria in 2017:

- The VIC suicide rate was lower in Greater Melbourne when compared to the rest of VIC
- A similar trend was observed across most States and Territories
- Greater Melbourne had a slight decrease in the age-standardised rate (8.7 per 100, 000) compared to 2016 (9.0 per 100,000)
- The rest of VIC saw a slight decrease (13.0 per 100,000) from 2016 (13.1 per 100,000)

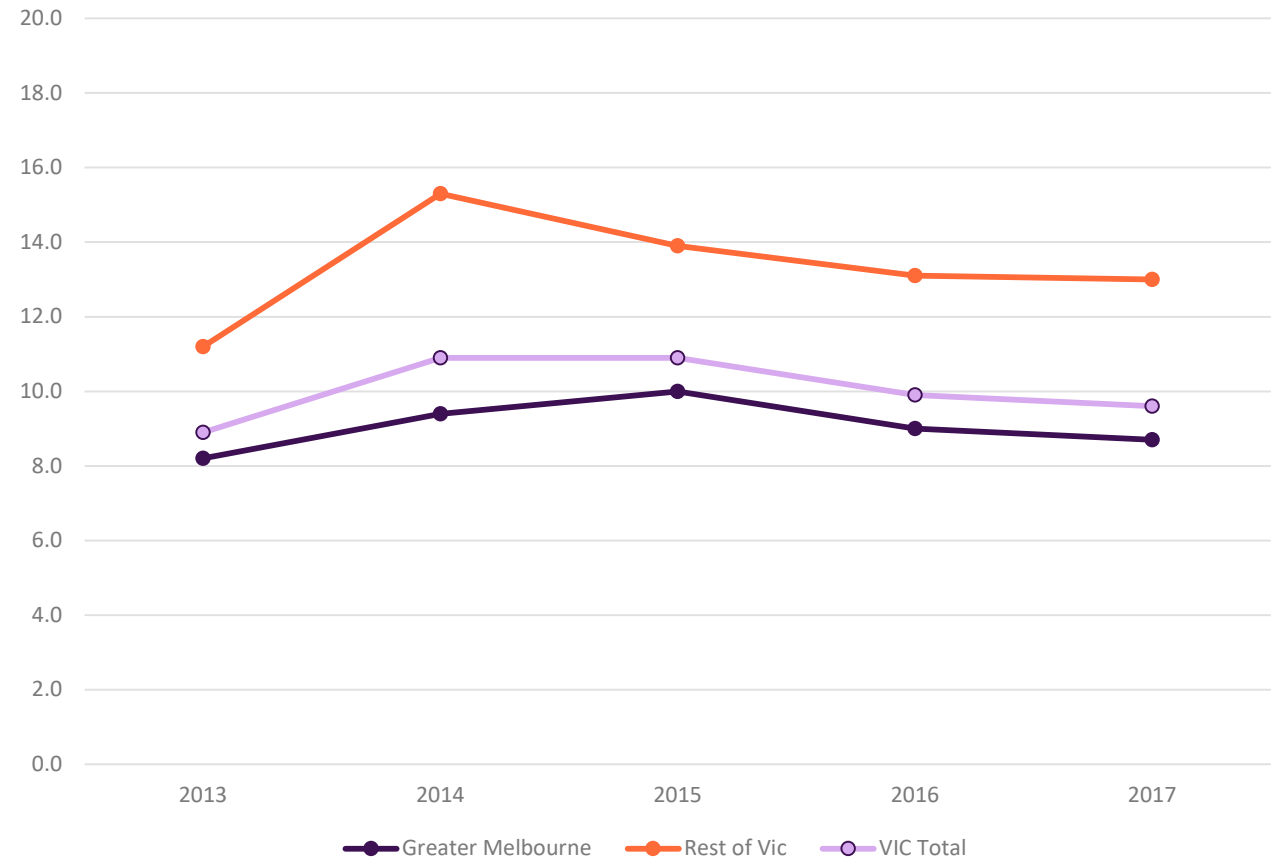



Figure 3: Age-standardised suicide rate by place of usual residence



# Western Australia Suicide Data (ABS 2018)

[www.mindframe-media.info](http://www.mindframe-media.info)



# Number of deaths

## Western Australia in 2017

- 409 people died by suicide in WA (304 male, 105 female), which is an increase on the 371 recorded in 2016.
- The number of suicide deaths was fourth highest in WA, following NSW (880), QLD (804), and VIC (621).
- WA accounted for 13.1% of all deaths by suicide in Australia.

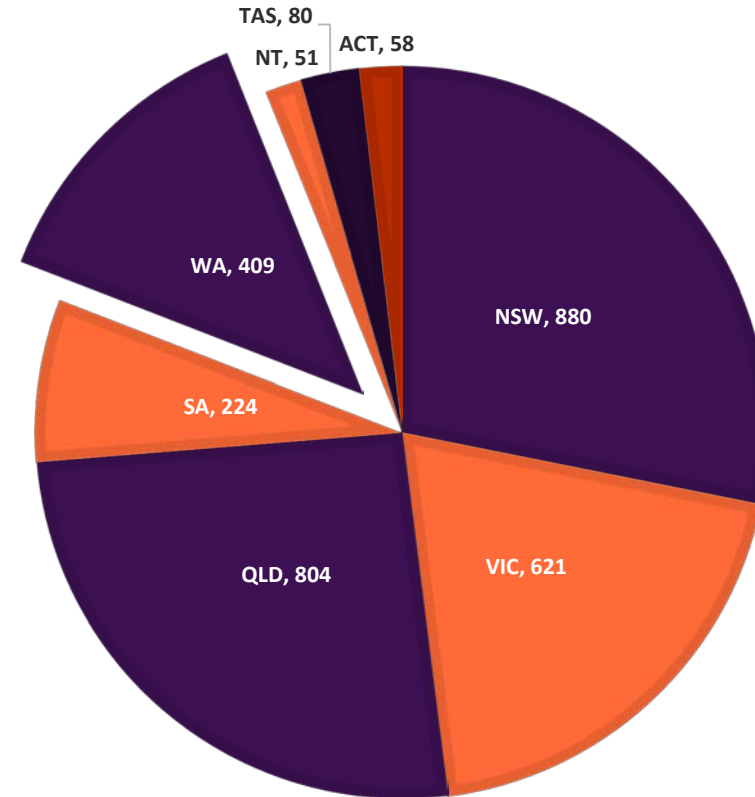


Figure 1 : Number of suicide deaths by State and Territory



# Age-standardised suicide rate

## Western Australia in 2017:

- Recorded the third highest age-standardised suicide rate (**15.8 per 100,000**)
- The age-standardised suicide rate was higher than the national age standardised suicide rate (12.6 per 100,000)
- The age-standardised suicide rate for men (23.6 per 100,000) was higher than rate observed in 2016 (20.7).
- The age-standardised suicide rate for females (8.1 per 100,000) was the same as recorded in 2016.

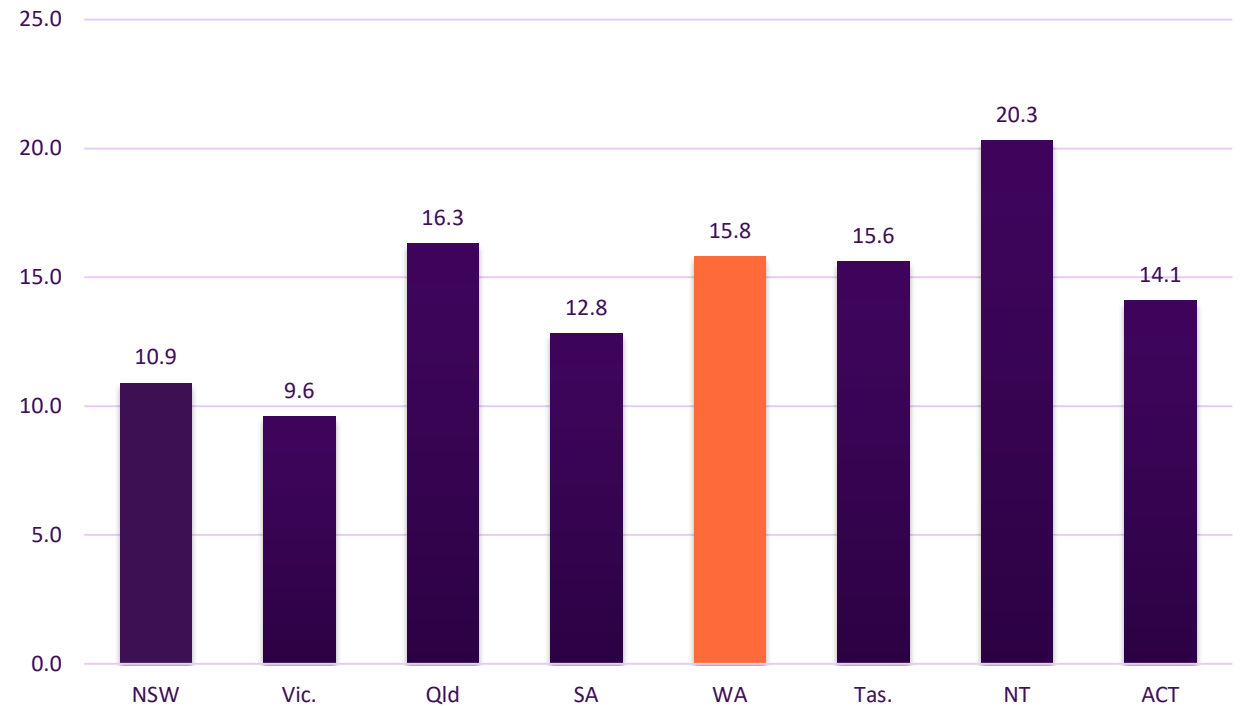


Figure 2: Age-standardised suicide rates for each State/territory in Australia





# Age-standardised suicide rate

## Western Australia in 2017:

- Greater Perth had lower suicide rate when compared to the rest of the WA
- A similar trend was observed across most States and Territories
- Greater Perth had an increase in the age-standardised rate (15.1 per 100, 000) compared to 2016 (12.1 per 100,000)
- The rest of WA saw a decrease (17.8 per 100,000) from 2016 (22.1 per 100,000)

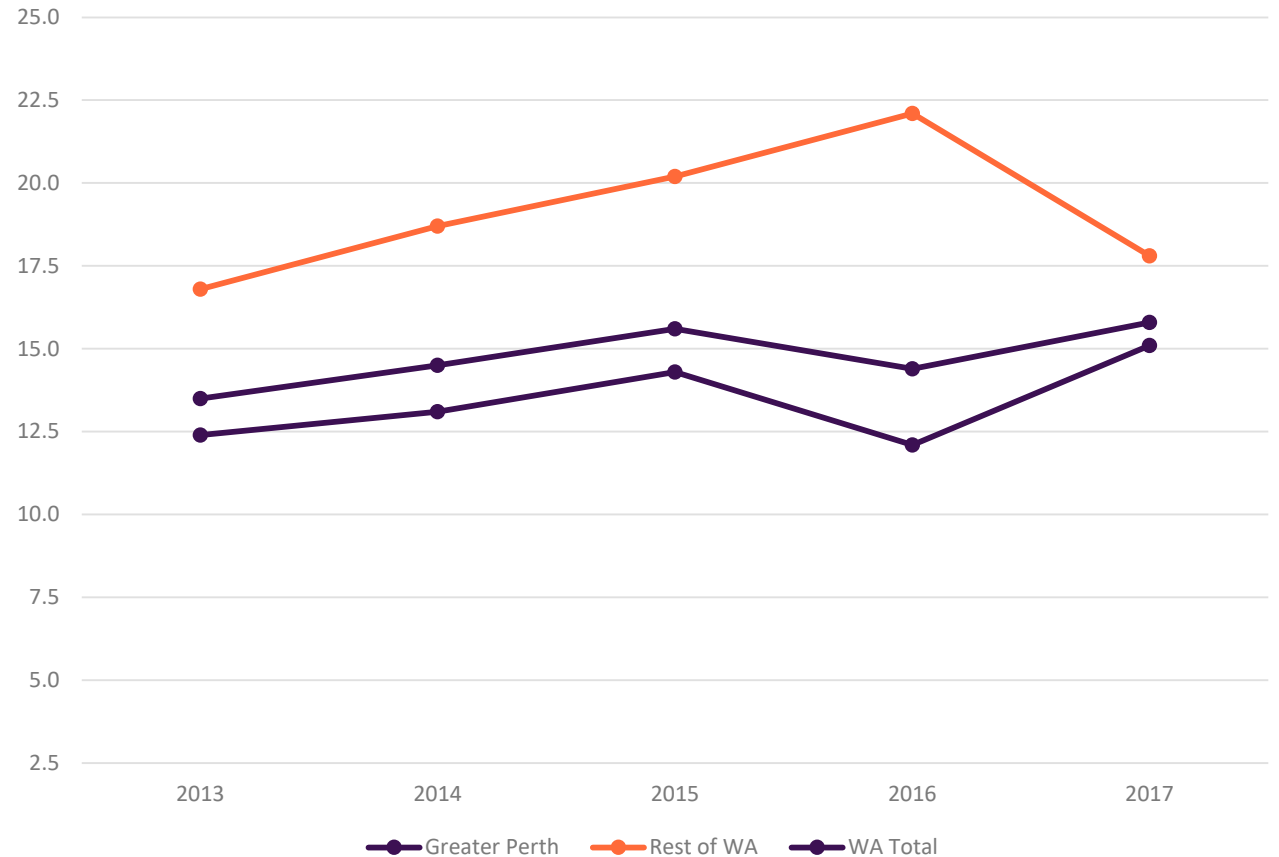


Figure 3: age-standardised suicide rate by place of usual residence



# Aboriginal and Torres Strait Islander peoples

## Western Australia in 2017:

- **27** (16 male, 11 female) Aboriginal and Torres Strait Islander peoples died by suicide.
- Suicide was the 3<sup>rd</sup> leading cause of death for Aboriginal and Torres Strait Islander peoples in the state, compared to the 11<sup>th</sup> leading cause of death for non-Indigenous.
- The standardised death rate for Aboriginal and Torres Strait Islander peoples (**26.5 per 100, 000**) was considerably higher than the non-Indigenous rate (14.4 per 100, 000).



# Aboriginal and Torres Strait Islander peoples

## Between 2013-2017 in Western Australia:

- **195** Aboriginal and Torres Strait Islander peoples deaths have been attributed to suicide.
- For Aboriginal and Torres Strait Islander peoples in the state, suicide is ranked 3<sup>rd</sup> in the leading causes of death.
- The standardised death rate for Aboriginal and Torres Strait Islander peoples (**38.5 per 100, 000**) was considerably higher than the non-Indigenous rate (12.9 per 100, 000).





## Support services

### Adult

**Lifeline:** [13 11 14](tel:131114)

[lifeline.org.au](http://lifeline.org.au)

**Suicide Call Back Service:** [1300 659 467](tel:1300659467)

[suicidecallbackservice.org.au](http://suicidecallbackservice.org.au)

**beyondblue:** [1300 24 636](tel:130024636)

[beyondblue.org.au](http://beyondblue.org.au)

**MensLine Australia:** [1300 789 987](tel:1300789987)

[mensline.org.au](http://mensline.org.au)

### Youth

**Kids Helpline:** [1800 551 800](tel:1800551800)

[kidshelpline.com.au](http://kidshelpline.com.au)

**headspace:** [1800 650 890](tel:1800650890)

[headspace.org.au](http://headspace.org.au)

**ReachOut:** [au.reachout.com](http://au.reachout.com)

[healthinonet.ecu.edu.au](http://healthinonet.ecu.edu.au) - **Aboriginal and Torres Strait Islander**

[1800 184 527](tel:1800184527) [qlife.org.au](http://qlife.org.au) - **Lesbian, gay, bisexual, trans, and/or intersex**

[mhima.org.au](http://mhima.org.au) - **Culturally and linguistically diverse**

### Other resources

**Head to Health:** mental health portal

[headtohealth.gov.au](http://headtohealth.gov.au)

**Life in Mind:** suicide prevention portal

[lifeinmindaustralia.com.au](http://lifeinmindaustralia.com.au)

**SANE:** online forums [sane.org](http://sane.org)



EVERYMIND



Mindframe

[mindframe-media.info](http://mindframe-media.info)





[www.mindframe-media.info](http://www.mindframe-media.info)

An initiative of  **EVERYMIND**

